

OFI Invest Euro High Yield Part Gi

FRO013274966

31/03/2026

Marketed in



Six Financial Information star rating^{(2),(3)}

Euro high-yield bonds



▶ Fund net assets	495,89 M€				
▶ Net assets per unit	0,00 M€				
▶ Net asset value	129,09 €				
▶ Monthly return ⁽¹⁾	<table border="1"> <thead> <tr> <th>Fund</th> <th>Index</th> </tr> </thead> <tbody> <tr> <td>-2,76%</td> <td>-2,53%</td> </tr> </tbody> </table>	Fund	Index	-2,76%	-2,53%
Fund	Index				
-2,76%	-2,53%				



Managers



Maud Bert



Marc Blanc

Teams are subject to change



Risk profile⁽³⁾



Recommended investment period

More than 3 years



SFDR⁽³⁾ Article 8

	Fund	Universe
▶ ESG rating ⁽³⁾	6,19	6,05
▶ ESG note coverage	89,28%	90,28%

Investment strategy

The fund mainly selects euro-denominated high-yield bonds issued by companies based in OECD member countries. Exposure to euro-denominated bonds issued by companies from emerging countries (non-OECD members) is capped at 20%.

Key characteristics

Share class creation date

29/08/2017

Share class launch date

29/08/2017

Management company

Ofi Invest Asset Management

Legal form

Mutual fund (FCP)

AMF classification

Bonds and other debt securities - euro-denominated

Appropriation of income

Accumulation

Valuation frequency

Daily

Bloomberg ticker

OFICEGI FP

NAV publication

www.ofi-invest-am.com

Maximum management fees incl. taxes

0,80%

Management fees and other administrative and operating expenses

0,87%

Benchmark

Merrill Lynch Euro Non-Financial Fixed & Floating Rate High Yield Index EUR

(1) Past performance is not a reliable indicator of future performance. It is calculated based on net asset value and net of all fees applicable to the fund. (2) References to rankings, awards or labels are not a reliable indicator of the fund's or its manager's future performance. (3) For definitions, please refer to the "Glossary" page at the end of the document.

OFI Invest Euro High Yield Part Gi

FR0013274966

31/03/2026



Performance & risks

▶ Performance over time⁽¹⁾ (base: 100 at 03/31/2021)



▶ Cumulative return⁽¹⁾

As %	Fund	Index	Relative
YTD*	-2,03	-1,65	-0,38
1 month	-2,76	-2,53	-0,23
3 months	-2,03	-1,65	-0,38
6 months	-1,16	-1,05	-0,11
1 year	3,13	2,78	0,35
2 years	9,45	10,35	-0,90
3 years	21,69	22,08	-0,39
5 years	15,15	13,91	1,23
8 years	27,89	27,27	0,61
10 years	-	-	-

*YTD: Year to date

▶ Annual return⁽¹⁾

As %	2016	2017	2018	2019	2020	2021	2022	2023	2024	2025
Fund	-	-	-2,84	8,67	3,09	2,80	-9,57	12,90	8,29	4,86
Index	-	-	-3,49	10,46	2,58	3,49	-11,16	12,08	8,46	5,22
Relative	-	-	0,65	-1,78	0,50	-0,69	1,59	0,82	-0,17	-0,35

▶ Monthly returns⁽¹⁾

%	Jan.	Febr.	March	Apr.	May	June	July	August	Sept.	Oct.	Nov.	Dec.
2022			1,05	-3,22	-0,98	-8,27	5,62	-0,73	-3,98	2,15	4,39	-0,40
2023	3,04	-0,15	0,33	0,41	0,63	1,11	1,28	-0,12	-0,26	-0,35	3,51	2,86
2024	0,68	0,23	0,73	-0,20	0,91	0,37	1,37	1,02	0,88	0,55	0,67	0,80
2025	0,31	0,97	-1,64	0,83	1,41	0,46	0,99	0,26	0,31	0,44	-0,02	0,47
2026	0,43	0,32	-2,76									

▶ Key risk indicators⁽³⁾

As %	Volatility		Maximum drawdown		Recovery period		Tracking error	Information ratio	Sharpe ratio	Bêta	Alpha
	Fund	Index	Fund	Index	Fund	Index					
1 an	2,67	2,67	-2,79	-2,57	-	-	0,91	0,48	0,84	0,93	0,01
3 ans	3,01	2,81	-3,95	-3,32	34	34	0,91	-0,14	1,17	1,02	-0,01
5 ans	4,91	4,50	-15,78	-16,46	530	494	1,02	0,21	0,18	1,07	0,00
8 ans	7,00	6,82	-20,23	-20,78	240	245	1,20	0,03	0,28	1,00	0,00
10 years	-	-	-	-	-	-	-	-	-	-	-

Source : Six Financial Information

(1) Past performance is not a reliable indicator of future performance. The value of an investment in the fund may go down as well as up. Performance is calculated based on net asset value and net of all fees applicable to the fund. Calculated performance for indices made up of more than one index is rebalanced monthly. (3) For definitions, please refer to the "Glossary" page at the end of the document.

OFI Invest Euro High Yield Part GI

FR0013274966

31/03/2026



Portfolio structure

► Breakdown by sector^{(4)*}

As %	Fund	Index
Consumer discretionary	23,9	23,0
Consumer staples	16,6	15,3
Communications	16,1	17,4
Utilities	7,6	6,6
Capital goods	7,4	6,5
Other financial	6,6	5,0
Transport	5,7	5,1
Basic materials	4,4	6,5
Other industrial	1,7	3,7
Real estate	1,5	0,5
Technology	1,5	4,3
Quasi-sovereign government	0,4	4,0
Energy	0,4	1,2
Finance companies	-	0,1
Sovereign government and similar	-	0,2
Other	-	0,8
UCI	5,0	-
Cash/liquidity invested	1,1	-

► Breakdown by long-term rating (excl. investment funds/cash/derivatives)

Perceived credit risk	As %	Fund
Less risky ↑	AAA	-
	AA	-
	A	-
	BBB	4,4
	BB	57,0
	B	36,0
	CCC	2,1
	CC	-
	C	0,0
	D	-
Riskier ↓	NR	0,5

► Geographical breakdown

As %	Fund	Index
France	19,6	20,5
Germany	11,6	11,9
United Kingdom	10,6	8,2
United States	10,3	11,0
Italy	8,4	13,8
Spain	7,0	5,1
Luxembourg	5,0	6,3
Sweden	4,3	3,1
Netherlands	4,0	4,1
Ireland	2,4	1,0
Poland	1,5	0,9
Other countries	9,1	14,0
UCI	5,0	-
Cash/liquidity invested	1,1	-

► Breakdown by currency (excl. investment funds)

As %	Fund
EUR	100,0
USD	0,0
GBP	0,0

► Profile/Key figures⁽³⁾

Number of issuers	172
Average rating	BB-
Average maturity	2,7
Average Spread	346,54
Credit Sensitivity	3,61
Modified duration	4,06
Yield to worst (%)	6,16
Yield to Maturity (%)	6,32
CDS exposure (%)	7,98

(3) For definitions, please refer to the "Glossary" page at the end of the document. (4) Securities and sectors are presented for information only and may be missing from the portfolio at certain times. This is not a recommendation to buy or sell. *For Ofi Invest High Yield 2029, Ofi Invest High Yield 2027, FGV High Yield Euro B, Ofi Invest Euro High Yield and After Euro High Yield funds, the securities included in 'Other financials' are invested in real estate companies. Maturity is defined as the first call date.

OFI Invest Euro High Yield Part GI

FR0013274966

31/03/2026



Portfolio structure

Breakdown by subordination tier

As %	Fund
Senior secured	45,1
Senior preferred unsecured	29,5
Corporate subordinated	18,6
T2 subordinated	-
Other	0,6
UCI	5,0
Cash/liquidity invested	1,1

Breakdown by maturity

As %	Fund
+15 years	1,4
10-15 years	-
7-10 years	-
5-7 years	5,3
3-5 years	22,2
1-3 years	36,5
-1 year	28,5
UCI	5,0
Cash/liquidity invested	1,1





Key issuers (excl. investment funds/cash/derivatives)

As %		
 PT	Edp Sa	1,5
 GB	Allwyn Entertainment Financing (uk) Plc	1,4
 NL	Teva Pharmaceutical Finance Netherlands li Bv	1,3
 FR	Altice France Sa (france)	1,3
 NL	Volkswagen International Finance Nv	1,2

Breakdown by issuer type*

As %	Fund
Corporate	86,9
Financial	6,6
Government	0,4
UCI	5,0
Cash/liquidity invested	1,1

Key positions (excl. investment funds/cash/derivatives)

As %		
	Ishares High Yield Corp Bond Uci UCI	5,1
 DE	Volkswagen International Fin Pnc9 Perp 31/12/79 Consumer discretionary	1,2
 US	Stellantis Nv Perp 31/12/79 Consumer discretionary	1,2
 DE	Cheplapharm Arzneimittel Gmbh 7.5 15/05/30 Consumer staples	1,1
 DE	Zf Europe Finance Bv 7 12/06/30 Consumer discretionary	1,1

(4) Securities and sectors are presented for information only and may be missing from the portfolio at certain times. This is not a recommendation to buy or sell. For Ofi Invest High Yield 2029, Ofi Invest High Yield 2027, FGV High Yield Euro B, Ofi Invest Euro High Yield and Afer Euro High Yield funds, the securities included in "Financial" are invested in real estate companies. Maturity is defined as the first call date.

OFI Invest Euro High Yield Part GI

FR0013274966

31/03/2026



▶ Investment commentary

The oil shock triggered by the closure of the Strait of Hormuz has simultaneously increased both downside risks to growth and upward pressure on inflation. This stagflationary scenario makes it more complicated for central banks to react, forcing them to choose between anchoring inflation expectations and protecting financing conditions. This paradox heightened tensions on bond markets, with monetary policy expectations rapidly shifting and investors expecting up to four rate hikes. All points on sovereign yield curves were thus pushed upwards, with German, French and US 10-year yields ending the month at 3%, 3.8% and 4.3% respectively.

Against this backdrop, spreads in the European high-yield market widened 75 bps, with CCCs and single-Bs underperforming significantly (+275 bps and +90 bps respectively) and BBs outperforming (+47 bps). The market thus fell 2.71% (with BBs down 2.55%, single-Bs down 3.07% and CCCs down 3.2%), with the BB segment mainly impacted by the rise in sovereign yields. The Crossover (excluding changes in scope) widened 66 bps. The top-performing sectors in the month were energy (down 1.1%), consumer goods (down 1.48%) and technology (up 1.63%), while the poorest performers were transport (down 4.3%), real estate (down 4%) and capital goods (down 3.3%).

After a very good start to the month, the primary market was brought to an abrupt standstill by the conflict; new issues totalled €7.6 billion, including a €4 billion perpetual subordinated bond issued by Stellantis. In terms of flows, outflows were significant, totalling \$10 billion from the European high-yield market and \$6.2 billion from its US counterpart. This brings year-to-date net outflows to \$1.3 billion, and \$4.8 billion in the US.

The fund's positioning changed significantly over the course of the month in terms of its sensitivity to the credit and interest rate markets. Its beta is now above 1 and the portfolio is more rate-sensitive than its benchmark at the 2-year and 5-year points. This positioning explains the bulk of the fund's underperformance in March.

OFI Invest Euro High Yield Part Gi

FR0013274966

31/03/2026

► Additional characteristics

Fund inception date	18/04/2008
Key risks	The investment in the product or strategy involves specific risks, which are detailed in the UCITS Prospectus available at: https://www.ofi-invest-am.com/com .
Last ex-dividend date	-
Net amount at last ex-dividend date	-
Statutory auditors	Aplitec
Currency	EUR (€)
Subscription cut-off time	12:00
Redemption cut-off time	12:00
Settlement	J + 2
Min. initial investment	1000000 Euros
Min. subsequent investment	-
SICAV name	-
Sub-fund name	-
Valuation agent	Société Générale Paris
Depository	Société Générale Paris

OFI Invest Euro High Yield Part GI

FR0013274966

31/03/2026

Glossary

ALPHA	Alpha is equal to the average return on the product, i.e. the value added by the manager after deducting market influences over which the manager has no control. This calculation is expressed as a percentage.	BETA	Beta is an indicator of a fund's sensitivity relative to its benchmark. A fund with a beta of less than 1 is likely to fall less than its benchmark, while a fund with a beta of greater than 1 is likely to fall further than its benchmark.	RECOVERY PERIOD	The recovery period (expressed in days) is the number of days needed to recoup the losses incurred after a maximum loss is sustained. Maximum loss is the largest loss the fund has experienced.
AVERAGE SPREAD	A fund's average spread is the average yield spread between the bonds held by the fund and a benchmark (often government bonds). It reflects the amount of risk taken by the fund relative to securities considered risk-free.	SRI	The SRI (Synthetic Risk Indicator) provides an assessment of the product's risk relative to that of other products. It indicates the probability of the product incurring losses in the event of market movements or of us not being able to pay you. The risk indicator assumes that you will hold the product for the minimum recommended investment period.	SRR	The SRR (Synthetic Risk & Reward Indicator: Risk indicator based on the volatility over a period of 260 weeks). Historic data such as those used to calculate the synthetic indicator may not be a reliable indication of the future risk profile. The risk category associated with this Fund is not guaranteed and may change over time. The lowest category does not mean «riskfree».
AVERAGE RATING	A fund's average rating is the weighted average credit rating of the bonds that make up the fund's portfolio. It reflects the fund's overall credit quality: the higher the rating, the lower the risk of default.	INFORMATION RATIO	The information ratio is an indicator of the extent to which a fund has underperformed or outperformed its benchmark. A positive information ratio indicates outperformance. The higher the information ratio, the better the fund. The information ratio indicates the extent to which a fund has outperformed an index, taking into account the risk incurred.	SHARPE RATIO	The Sharpe ratio measures the difference between the return on a portfolio and the risk-free rate of return (i.e. the risk premium), divided by the standard deviation of the return on that portfolio (volatility). A high Sharpe ratio is considered good.
CREDIT SENSITIVITY	A fund's credit sensitivity is a measure of how much the fund's value changes as the credit spreads of the bonds held by the fund change. It indicates the fund's exposure to the risk of a deterioration in issuer credit quality.	MODIFIED DURATION	Modified duration is a measure of how far the price of a bond or the net asset value of a bond UCITS rises or falls in response to a 1% fluctuation in market interest rates.	SFDR	The SFDR (Sustainable Finance Disclosure Regulation) is a regulation intended to promote sustainability in the European financial sector. In particular, it proposes a typology to better identify assets falling under the banner of sustainable finance, notably through three categories: Article 6, Article 8 and Article 9 funds.
DURATION	A bond's duration is the time it takes to receive the discounted average present value of all associated cash flows (principal and interest), expressed in years.	SIX FINANCIAL STAR RATING	The rating is based on the analysis of the return and risk of each fund within its Europerformance category, using a minimum three-year track record. A score is calculated by comparing the fund's performance and volatility with those of its category index, and then converted into a number of stars according to a quintile ranking. A "junior" rating is applied to funds with a two- to three-year history, by linking their performance to their category index to reach the required three years. Categories or funds that are too heterogeneous, insufficiently documented, or with incomplete data are excluded from the process.	MAXIMUM DRAWDOWN	The maximum drawdown is the return over the worst possible investment period. It indicates the maximum loss an investor could have sustained if they had invested in the fund at the peak of the observation period and liquidated their investment at the lowest point in that period.
TRACKING ERROR	Tracking error is a measure of the risk taken by a fund relative to its benchmark. It is given by the annualised standard deviation of a fund's performance relative to its benchmark. The lower the tracking error, the closer the fund's risk profile is to that of its benchmark.	VOLATILITY	Volatility denotes the annualised standard deviation of returns in a historical series (fund/index). It quantifies a fund's risk by indicating how dispersed around the average the fund's returns are. The volatility of a money market fund is typically less than 1%. It is around 0.4% (or 40 basis points of volatility) for such funds. However, the volatility of an equity fund, which is invested in a riskier asset class, is often greater than 10%.		

OFI Invest Euro High Yield Part GI

FR0013274966

31/03/2026

▶ General disclaimer

This marketing communication was prepared by Ofi Invest Asset Management, a French portfolio management company (APE activity code 6630Z) authorised by the Autorité des Marchés Financiers (AMF) under no. GP 92012 – intracommunity VAT no. FR51384940342, a public limited company (société anonyme) with a board of directors and share capital of €71,957,490, having its registered office at 127-129 Quai du Président Roosevelt, 92130 Issy-les-Moulineaux, France; company registration no. 384 940 342 Nanterre. It should not be construed as direct marketing, an offer of securities or financial instruments or a recommendation to buy or sell securities or financial instruments. Unless otherwise stated, all data in this document is sourced from Ofi Invest Asset Management. This document contains information and figures that Ofi Invest Asset Management considers to be well-founded or accurate as at the date on which they were drawn up. The accuracy of information from publicly available sources cannot be guaranteed. This marketing communication gives no assurance that the products or services presented are suited to the investor's circumstances or objectives, nor does it constitute a recommendation, advice or an invitation to purchase the financial products mentioned. Ofi Invest Asset Management accepts no liability for any loss or damage resulting from the use of the information contained herein or any part thereof. The value of a market investment may go down as well as up and may vary as a result of exchange rate fluctuations. Depending on the economic situation and market risks, no guarantee is given that the products or services presented will achieve their investment objectives. Past performance is not a reliable indicator of future performance. The funds presented in this marketing communication may not be registered in all jurisdictions. Funds may be subject to restrictions in respect of certain persons or in certain countries under domestic regulations applicable to such persons or in such countries. The complaints policy can be found at www.ofi-invest-am.com. The manager or management company may decide to stop marketing its collective investment undertakings in accordance with Article 93a of Directive 2009/65/EC and Article 32a of Directive 2011/61/EU. The information in this document may not be reproduced in whole or in part without the prior consent of its author.

▶ Disclaimer by country of distribution

Germany

For marketing in Germany, the Key Information Document (KIID/KID) in German, the prospectus in English and the latest available financial statements for funds managed by Ofi Invest Asset Management are available to the public on request from Ofi Invest Asset Management or direct from www.ofi-invest-am.com/en.

Austria

For marketing in Austria, the Key Information Document (KIID/KID) in German, the prospectus in English and the latest available financial statements for funds managed by Ofi Invest Asset Management are available to the public on request from Ofi Invest Asset Management or direct from www.ofi-invest-am.com/en.

Liechtenstein

For marketing in Liechtenstein, the Key Information Document (KIID/KID) in German, the prospectus in English and the latest available financial statements for funds managed by Ofi Invest Asset Management are available to the public on request from Ofi Invest Asset Management or direct from www.ofi-invest-am.com/en.

Slovenia

For marketing in Slovenia, the Key Information Document (KIID/KID) in Slovenian, the prospectus in English and the latest available financial statements for funds managed by Ofi Invest Asset Management are available to the public on request from Ofi Invest Asset Management or direct from www.ofi-invest-am.com/en.