

*A UCITS covered by
Directive 2014/91/EU*

OFI INVEST ACTIONS JAPON

Mutual Fund

Date of issue: May 16th 2025

OFI INVEST ASSET MANAGEMENT

Registered office: 22 rue Vernier – 75017 Paris

A Limited Liability Company with an Executive Board

with capital of €71,957,490 – Paris Trade and Companies Register B 384 940 342

A management company accredited by the Autorité des Marchés Financiers

(French Financial Markets Authority) under number GP 92-12



ofi invest
Asset Management

Purpose

This document provides you with key information about this investment product. It is not marketing material. The information is required by law to help you understand the nature, risks, costs, potential gains and losses of this product and to help you compare it with other products.

Product

Ofi Invest Actions Japon - I unit • ISIN: FR001400K3S7

A UCI managed by Ofi Invest Asset Management (Aéma Groupe) - A Public Limited Company with a Board of Directors - 22 rue Vernier - 75017

Paris Please call +33 (0)1 40 68 17 10 for any further information you may require, or go to our website: www.ofi-invest-am.com.

The French Financial Markets Authority (Autorité des Marchés Financiers - AMF) is responsible for supervising Ofi Invest Asset Management in relation to this Key Information Document.

Ofi Invest Asset Management is authorised (under no. GP-92-12) and regulated by the AMF.

Date of production of the KID: 16/05/2025

What is this product?

Type: Undertaking for Collective Investment in Transferable Securities (UCITS) under French law, created in the form of a Mutual Fund (hereinafter the "Fund").

Term: There is no maturity date for this product, although it was created with a term of 99 years. It may be liquidated or merged with another fund under the conditions set out in the Fund's regulations.

Objectives: The objective of the Fund is to capture the financial potential of the Japanese economy, offering performance to investors related to changes on the Japanese equity market over the recommended five-year holding period.

The fundamental approach to portfolio management is based on stock picking, i.e., the ability of managers to select companies based on qualitative and quantitative criteria such as: their intrinsic qualities, their potential for above-average stock market appreciation thanks to an analysis of the companies in which the fund invests and their valuation. No investment decision is made without being supported by strong valuation arguments.

Alongside the financial analysis, as part of their study, the manager also analyses non-financial criteria for optimum selection of securities in the portfolio. The proportion of stocks undergoing an ESG analysis in the portfolio must be higher than 90% of the fund's net assets (excluding cash, UCIs and derivatives).

Management adopts a Best-in-Class ESG approach, which consists of excluding 20%, as a weighting, of the securities with the lowest ESG scores in each sector of the comparison SRI universe, including those securities comprising the TOPIX index.

The ESG analysis of issuers is carried out using a specifically developed proprietary tool that automates the quantitative processing of ESG data, combined with a qualitative analysis performed by the ESG analysis team. Examples of ESG criteria analysed include information security policies and Board independence. The main methodological limitations of the Fund's non-financial strategy are those faced by Ofi Invest Asset Management when developing its ESG rating model (problem associated with non-disclosure of incomplete disclosure by certain companies of information, problem associated with the quantity and quality of ESG data to be processed).

The management strategy is discretionary in terms of stock picking.

Between 60% and 100% of the net assets in the Fund's portfolio will be invested on the Japanese listed equity market, and up to 10% of the Fund's portfolio will be invested in other countries, including emerging countries. The rest of the portfolio will be invested, on the basis of between 0% and 40% of the net assets, in debt securities and money market instruments, issued on the Japanese market and up to 10% of the rest of the portfolio will be invested in securities from other countries, including emerging countries.

The portfolio's exposure may also be achieved or adjusted by means of derivatives.

The Fund's sensitivity range will be between 0 and +8.

Up to 100% of the Fund's net assets will be exposed to currency risk.

Derivatives and embedded derivatives may be used to expose and/or hedge the Fund's exposure above the net assets. The Fund's overall risk is calculated using the commitment method. Calculated using the commitment approach, including exposure via paper securities, units or shares of UCIs and derivative instruments, the Fund's consolidated exposure level may represent up to 300% of the net assets (gross leverage) and up to 200% of the net assets (net leverage).

In order to achieve the management objective, the Fund may use temporary purchases and sales of securities.

Benchmark index: The Fund's benchmark index is the Topix Net Total Return index (Euro Hedged for the AH, IH, XXL H, XL H and RF H units). The index is constructed from the 2,000 shares listed in the first section of the Tokyo Stock Exchange. It is calculated by weighting each security according to its market capitalisation.

The Fund is actively managed. The composition of the Fund may deviate significantly from the benchmark allocation.

Subscription and redemption procedures: Investors may request the subscription or redemption of their units, either as an amount or as a number of units, on every trading day, from the centralising agent Société Générale S.A. (32, rue du Champ de Tir - 44000 Nantes - France). Subscription and redemption orders (processed at an unknown price) are centralised daily every day before 12:00 pm (D-1) and are executed on the basis of the net asset value (dated D) calculated on D+1, based on the closing prices on D. For subscriptions or redemptions that go through another institution, additional time for routing these orders is required for instructions to be processed.

The net asset value is calculated on each trading day, with the exception of public holidays in France or Japan (the NAV is therefore not calculated on closing days of one of the following stock exchanges: Paris, Tokyo).

This unit class accumulates and/or distributes its distributable amounts.

Intended retail investor: This Fund is open to all subscribers and is aimed at investors who are sufficiently experienced to assess the merits and risks of a speculative management strategy on international interest rate markets, and of exposure to the risks detailed in the prospectus. Potential investors are advised to have an investment horizon of at least five years. Capital is not guaranteed for investors, who should be able to bear losses equal to the amount of their investment in the Fund. Units of the Fund may not be subscribed by US Persons (see "Subscribers concerned and typical investor profile" section of the prospectus).

Recommendation: the recommended holding period is five years. This Fund may not be suitable for investors who plan to withdraw their contribution before five years have elapsed.

Depository: Société Générale S.A

Further information (prospectus, annual report, half-yearly report), along with information on other share classes, is available free of charge, in French, at the address below. This information may also be sent by post within one week on written request from the investor sent to:

Ofi Invest Asset Management
 Direction Juridique
 22 Rue Vernier - 75017 Paris - France

The Fund's net asset value is available on the AMF website (www.amf-france.org) and on the Management Company's website (www.ofi-invest-am.com).

What are the risks and what could I get in return?

Summary Risk Indicator:



! The risk indicator assumes you keep the product for the recommended holding period of five years. The actual risk can vary if you exit before the recommended holding period and you may get back less. The summary risk indicator is a guide to the level of risk of this product compared to other products. It shows how likely it is that the product will lose money because of movements in the markets or because we are not able to pay you.

We have classified this product as 4 out of 7, which is an **average** risk class; in other words, the potential losses from future performance of the product are at a level between average and high, and if market conditions were to deteriorate, it is possible that our capacity to pay you would be affected.

This product does not include any protection from future market performance, so you could lose some or all of your investment.

Other materially relevant risks not included in the Summary Risk Indicator are:

- Credit risk: the issuer of a debt security held by the Fund is no longer able to make the coupon payments or repay the capital.
- Liquidity risk: the potential major impact on asset prices when a financial market is unable to absorb transaction volumes.
- Counterparty risk: the investor is exposed to the risk of a counterparty defaulting or being unable to meet its contractual obligations as part of an over-the-counter transaction.

Performance scenarios

The figures shown include all the costs of the product itself, but may not include all the costs that you pay to your advisor or distributor. The figures do not take into account your personal tax situation, which may also affect how much you get back.

What you will get from this product depends on future market performance. Market developments in the future are uncertain and cannot be accurately predicted.

The unfavourable, moderate, and favourable scenarios shown are illustrations using the worst, average, and best performance of the product over a one-year period and over the recommended holding period. They are calculated based on a past performance record of at least ten years. If the past performance record is not long enough, it will be supplemented with assumptions used by the Management Company. Markets could develop very differently in the future. The stress scenario shows what you might get back in extreme market circumstances.

Example Investment: €10,000		If you exit after 1 year	If you exit after 5 years (recommended holding period)
Minimum	There is no minimum guaranteed return. You could lose some or all of your investment		
Stress	What you might get back after costs	€2,389	€2,161
	Average return each year	-76.11%	-26.39%
Unfavourable	What you might get back after costs	€8,441	€10,967
	Average return each year	-15.59%	1.86%
Moderate	What you might get back after costs	€10,569	€13,289
	Average return each year	5.69%	5.85%
Favourable	What you might get back after costs	€12,571	€16,575
	Average return each year	25.71%	10.63%

The scenarios are based on an investment (compared to a market index judged as relevant, as detailed on the Management Company's website) made:

- between September 2021 and November 2024 for the unfavourable scenario;
- between August 2017 and August 2022 for the moderate scenario; and
- between November 2014 and November 2019 for the favourable scenario.

What happens if the PMC is unable to pay out?

The Fund is a collective financial instrument investment and deposit vehicle, which is separate from the Management Company. Should there be a default by the Management Company, the Fund assets held by the depositary will not be affected. Should there be a default by the depositary, the risk of loss of the Fund is mitigated as a result of the depositary's assets being segregated by law from the assets of the Fund.

What are the costs?

The person advising on or selling you this product may charge you other costs. If so, this person will provide you with information about these costs and how they affect your investment.

The tables show the amounts that are taken from your investment to cover different types of costs. These amounts depend on how much you invest and how long you hold the product. The amounts shown here are illustrations based on an example investment amount and different possible investment periods. We have assumed:

- €10,000 is invested;
- in the first year you would get back the amount that you invested (0% annual return);
- for the other holding periods we have assumed the product performs as shown in the moderate scenario.

Costs over time (for an investment of €10,000)

	If you exit after 1 year	If you exit after 5 years
Total costs	€294	€838
Annual cost impact (*)	2.94%	1.43% per year

(*) This illustrates how costs reduce your return each year over the holding period. For example it shows that if you exit at the end of the recommended holding period, your average return per year is projected to be 7.28% before costs and 5.85% after costs.

Composition of Costs

One-off costs upon entry or exit	Annual cost impact if you exit after 1 year.	
Entry costs	2% of the amount you pay in when entering this investment. This is the maximum amount that may be deducted from your capital before it is invested. In some cases, you may pay less.	Up to €200
Exit costs	There are no exit costs for this product. This is the maximum amount. In some cases, you may pay less.	None
Ongoing costs taken each year		
Management fees and other administrative and operating costs	0.80%. As the unit has been in existence for less than one financial year, the fees indicated are the management fees and other administrative and operating expenses that may be charged for one financial year. This figure may vary from one financial year to the next.	€80
Transaction costs	0.14% of the value of your investment per year. This is an estimate of the costs incurred when we buy and sell the underlying investments for the product. The actual amount will vary depending on how much we buy and sell.	€14
Incidental costs taken under specific conditions		
Performance fees	There is no performance fee for this product.	None

How long should I hold my investment in the Fund for and can I withdraw money early?

Recommended holding period: 5 years

You can redeem your investment at any time. However, the recommended holding period as shown is intended to minimise your risk of capital loss in the event of redemption before this period, although this does not constitute a guarantee.

How can I complain?

For any complaint relating to the Fund, subscribers may consult their advisor or contact Ofi Invest Asset Management:

- either by post: Ofi Invest Asset Management - 22 Rue Vernier - 75017 Paris - France
- or by e-mail directly at the following address: service.client@ofi-invest.com or on the website: www.ofi-invest-am.com

If you are not satisfied with the response given, you may also refer the matter to the AMF Ombudsman via the following link: www.amf-france.org (mediation section) or write to the following address: Médiateur de l'AMF, Autorité des Marchés Financiers, 17 Place de la Bourse, 75082 Cedex 02.

Other relevant information

When this product is used as a unit-linked fund for a life insurance or endowment policy, additional information about this policy – such as the policy costs (which are not included in the costs set out in this document), the contact person for making a claim and what happens should the insurance company default – is set out in the key information document for this policy, which must be provided by your insurer or broker or any other insurance intermediary under its statutory obligation.

SFDR categorisation: Article 8

The Fund promotes environmental and/or social characteristics and governance within the meaning of Article 8 of Regulation (EU) 2019/2088 on sustainability-related disclosures in the financial services sector (SFDR). For more information about sustainable finance, please visit the website: <https://www.ofi-invest-am.com/en/sustainable-finance>.

Information about the past performance of the Fund presented over five years, along with calculations of past performance scenarios, is available at: <https://www.ofi-invest-am.com/en/produits>

The Remuneration Policy and any updates are available at www.ofi-invest-am.com and can also be provided in hard copy format free of charge or on written request sent to the address above.

Ofi Invest Asset Management can only be held liable for statements contained in this document that are misleading, inaccurate or inconsistent with the corresponding sections of the Fund prospectus.

Purpose

This document provides you with key information about this investment product. It is not marketing material. The information is required by law to help you understand the nature, risks, costs, potential gains and losses of this product and to help you compare it with other products.

Product

Ofi Invest Actions Japon - IH Unit • ISIN: FR001400K3T5

A UCI managed by Ofi Invest Asset Management (Aéma Groupe) - A Public Limited Company with a Board of Directors - 22 rue Vernier - 75017 Paris Call +33 (0)1 40 68 17 10 for more information or go to our website: www.ofi-invest-am.com.

The French Financial Markets Authority (Autorité des Marchés Financiers - AMF) is responsible for supervising Ofi Invest Asset Management in relation to this Key Information Document. Ofi Invest Asset Management is authorised (under no. GP-92-12) and regulated by the AMF.

Date of production of the KID: 16/05/2025

What is this product?

Type: Undertaking for Collective Investment in Transferable Securities (UCITS) under French law, created in the form of a Mutual Fund (hereinafter the "Fund").

Term: There is no maturity date for this product, although it was created with a term of 99 years. It may be liquidated or merged with another fund under the conditions set out in the Fund's regulations.

Objectives: The objective of the Fund is to capture the financial potential of the Japanese economy, offering performance to investors related to changes on the Japanese equity market over the recommended five-year holding period.

The fundamental approach to portfolio management is based on stock picking, i.e., the ability of managers to select companies based on qualitative and quantitative criteria such as: their intrinsic qualities, their potential for above-average stock market appreciation thanks to an analysis of the companies in which the fund invests and their valuation. No investment decision is made without being supported by strong valuation arguments.

Alongside the financial analysis, as part of their study, the manager also analyses non-financial criteria for optimum selection of securities in the portfolio. The proportion of stocks undergoing an ESG analysis in the portfolio must be higher than 90% of the fund's net assets (excluding cash, UCIs and derivatives).

Management adopts a Best-in-Class ESG approach, which consists of excluding 20%, as a weighting, of the securities with the lowest ESG scores in each sector of the comparison SRI universe, including those securities comprising the TOPIX index.

The ESG analysis of issuers is carried out using a specifically developed proprietary tool that automates the quantitative processing of ESG data, combined with a qualitative analysis performed by the ESG analysis team. Examples of ESG criteria analysed include information security policies and Board independence. The main methodological limitations of the Fund's non-financial strategy are those faced by Ofi Invest Asset Management when developing its ESG rating model (problem associated with non-disclosure of incomplete disclosure by certain companies of information, problem associated with the quantity and quality of ESG data to be processed).

The management strategy is discretionary in terms of stock picking. Between 60% and 100% of the net assets in the Fund's portfolio will be invested on the Japanese listed equity market, and up to 10% of the Fund's portfolio will be invested in other countries, including emerging countries. The rest of the portfolio will be invested, on the basis of between 0% and 40% of the net assets, in debt securities and money market instruments, issued on the Japanese market and up to 10% of the rest of the portfolio will be invested in securities from other countries, including emerging countries.

The portfolio's exposure may also be achieved or adjusted by means of derivatives.

The Fund's sensitivity range will be between 0 and +8.

Up to 100% of the Fund's net assets will be exposed to currency risk.

Derivatives and embedded derivatives may be used to expose and/or hedge the Fund's exposure above the net assets. The Fund's overall risk is calculated using the commitment method. Calculated using the commitment approach, including exposure via paper securities, units or shares of UCIs and derivative instruments, the Fund's consolidated exposure level may represent up to 300% of the net assets (gross leverage) and up to 200% of the net assets (net leverage).

In order to achieve the management objective, the Fund may use temporary purchases and sales of securities.

Benchmark index: The Fund's benchmark index is the Topix Net Total Return index (Euro Hedged for the AH, IH, XXL H, XL H and RF H units). The index is constructed from the 2,000 shares listed in the first section of the Tokyo Stock Exchange. It is calculated by weighting each security according to its market capitalisation.

The Fund is actively managed. The composition of the Fund may deviate significantly from the benchmark allocation.

Subscription and redemption procedures: Investors may request the subscription or redemption of their units, either as an amount or as a number of units, on every trading day, from the centralising agent Société Générale S.A. (32, rue du Champ de Tir - 44000 Nantes - France). Subscription and redemption orders (processed at an unknown price) are centralised daily every day before 12:00 pm (D-1) and are executed on the basis of the net asset value (dated D) calculated on D+1, based on the closing prices on D. For subscriptions or redemptions that go through another institution, additional time for routing these orders is required for instructions to be processed.

The net asset value is calculated on each trading day, with the exception of public holidays in France or Japan (the NAV is therefore not calculated on closing days of one of the following stock exchanges: Paris, Tokyo).

This unit class accumulates and/or distributes its distributable amounts.

Intended retail investor: This Fund is open to all subscribers and is aimed at investors who are sufficiently experienced to assess the merits and risks of a speculative management strategy on international interest rate markets, and of exposure to the risks detailed in the prospectus. Potential investors are advised to have an investment horizon of at least five years. Capital is not guaranteed for investors, who should be able to bear losses equal to the amount of their investment in the Fund. Units of the Fund may not be subscribed by US Persons (see "Subscribers concerned and typical investor profile" section of the prospectus).

Recommendation: the recommended holding period is five years. This Fund may not be suitable for investors who plan to withdraw their contribution before five years have elapsed.

Depository: Société Générale S.A

Further information (prospectus, annual report, half-yearly report), along with information on other share classes, is available free of charge, in French, at the address below. This information may also be sent by post within one week on written request from the investor sent to:

Ofi Invest Asset Management
 Direction Juridique
 22 Rue Vernier - 75017 Paris - France

The Fund's net asset value is available on the AMF website (www.amf-france.org) and on the Management Company's website (www.ofi-invest-am.com).

What are the risks and what could I get in return?

Summary Risk Indicator:



The risk indicator assumes you keep the product for the recommended holding period of five years. The actual risk can vary if you exit before the recommended holding period and you may get back less. The summary risk indicator is a guide to the level of risk of this product compared to other products. It shows how likely it is that the product will lose money because of movements in the markets or because we are not able to pay you.

We have classified this product as 4 out of 7, which is an **average** risk class; in other words, the potential losses from future performance of the product are at a level between average and high, and if market conditions were to deteriorate, it is possible that our capacity to pay you would be affected.

This product does not include any protection from future market performance, so you could lose some or all of your investment.

Other materially relevant risks not included in the Summary Risk Indicator are:

- Credit risk: the issuer of a debt security held by the Fund is no longer able to make the coupon payments or repay the capital.
- Liquidity risk: the potential major impact on asset prices when a financial market is unable to absorb transaction volumes.
- Counterparty risk: the investor is exposed to the risk of a counterparty defaulting or being unable to meet its contractual obligations as part of an over-the-counter transaction.

Performance scenarios

The figures shown include all the costs of the product itself, but may not include all the costs that you pay to your advisor or distributor. The figures do not take into account your personal tax situation, which may also affect how much you get back.

What you will get from this product depends on future market performance. Market developments in the future are uncertain and cannot be accurately predicted.

The unfavourable, moderate, and favourable scenarios shown are illustrations using the worst, average, and best performance of the product over a one-year period and over the recommended holding period. They are calculated based on a past performance record of at least ten years. If the past performance record is not long enough, it will be supplemented with assumptions used by the Management Company. Markets could develop very differently in the future. The stress scenario shows what you might get back in extreme market circumstances.

Example Investment: €10,000		If you exit after 1 year	If you exit after 5 years (recommended holding period)
Minimum	There is no minimum guaranteed return. You could lose some or all of your investment		
Stress	What you might get back after costs	€3,494	€2,954
	Average return each year	-65.06%	-21.64%
Unfavourable	What you might get back after costs	€7,410	€9,270
	Average return each year	-25.92%	-1.51%
Moderate	What you might get back after costs	€10,580	€12,970
	Average return each year	5.78%	5.34%
Favourable	What you might get back after costs	€13,810	€16,470
	Average return each year	38.12%	10.49%

The scenarios are based on an investment (compared to a market index judged as relevant, as detailed on the Management Company's website) made:

- between July 2015 and July 2020 for the unfavourable scenario;
- between March 2018 and March 2023 for the moderate scenario; and
- between June 2016 and June 2021 for the favourable scenario.

What happens if the PMC is unable to pay out?

The Fund is a collective financial instrument investment and deposit vehicle, which is separate from the Management Company. Should there be a default by the Management Company, the Fund assets held by the depositary will not be affected. Should there be a default by the depositary, the risk of loss of the Fund is mitigated as a result of the depositary's assets being segregated by law from the assets of the Fund.

What are the costs?

The person advising on or selling you this product may charge you other costs. If so, this person will provide you with information about these costs and how they affect your investment.

The tables show the amounts that are taken from your investment to cover different types of costs. These amounts depend on how much you invest and how long you hold the product. The amounts shown here are illustrations based on an example investment amount and different possible investment periods. We have assumed:

- €10,000 is invested;
- in the first year you would get back the amount that you invested (0% annual return);
- for the other holding periods we have assumed the product performs as shown in the moderate scenario.

Costs over time (for an investment of €10,000)

	If you exit after 1 year	If you exit after 5 years
Total costs	€301	€882
Annual cost impact (*)	3.03%	1.52% each year

(*) This illustrates how costs reduce your return each year over the holding period. For example it shows that if you exit at the recommended holding period your average return per year is projected to be 6.86% before costs and 5.34% after costs.

Composition of Costs

One-off costs upon entry or exit	Annual cost impact if you exit after 1 year.	
Entry costs	2% of the amount you pay in when entering this investment. This is the maximum amount that may be deducted from your capital before it is invested. In some cases, you may pay less.	Up to €200
Exit costs	There are no exit costs for this product. This is the maximum amount. In some cases, you may pay less.	None
Ongoing costs taken each year		
Management fees and other administrative and operating costs	0.80%. As the Fund has been in existence for less than one financial year, the fees indicated are the management fees and other administrative and operating expenses that may be charged for one financial year. This figure may vary from one financial year to the next.	€78
Transaction costs	0.23% of the value of your investment per year. This is an estimate of the costs incurred when we buy and sell the underlying investments for the product. The actual amount will vary depending on how much we buy and sell.	€23
Incidental costs taken under specific conditions		
Performance fees	There is no performance fee for this product.	None

How long should I hold my investment in the Fund for and can I withdraw money early?

Recommended holding period: 5 years

You can redeem your investment at any time. However, the recommended holding period as shown is intended to minimise your risk of capital loss in the event of redemption before this period, although this does not constitute a guarantee.

How can I complain?

For any complaint relating to the Fund, subscribers may consult their advisor or contact Ofi Invest Asset Management:

- either by post: Ofi Invest Asset Management - 22 Rue Vernier - 75017 Paris - France
- or by e-mail directly at the following address: service.client@ofi-invest.com or on the website: www.ofi-invest-am.com

If you are not satisfied with the response given, you may also refer the matter to the AMF Ombudsman via the following link: www.amf-france.org (mediation section) or write to the following address: Médiateur de l'AMF, Autorité des Marchés Financiers, 17 Place de la Bourse, 75082 Cedex 02.

Other relevant information

When this product is used as a unit-linked fund for a life insurance or endowment policy, additional information about this policy – such as the policy costs (which are not included in the costs set out in this document), the contact person for making a claim and what happens should the insurance company default – is set out in the key information document for this policy, which must be provided by your insurer or broker or any other insurance intermediary under its statutory obligation.

SFDR categorisation: Article 8

The Fund promotes environmental and/or social characteristics and governance within the meaning of Article 8 of Regulation (EU) 2019/2088 on sustainability-related disclosures in the financial services sector ("SFDR"). For more information about sustainable finance, please visit the website: <https://www.ofi-invest-am.com/en/sustainable-finance>.

Information about the past performance of the Fund presented over five years, along with calculations of past performance scenarios, is available at: <https://www.ofi-invest-am.com/en/produits>

The Remuneration Policy and any updates are available at www.ofi-invest-am.com and can also be provided in hard copy format free of charge or on written request sent to the address above.

Ofi Invest Asset Management can only be held liable for statements contained in this document that are misleading, inaccurate or inconsistent with the corresponding sections of the Fund prospectus.

Purpose

This document provides you with key information about this investment product. It is not marketing material. The information is required by law to help you understand the nature, risks, costs, potential gains and losses of this product and to help you compare it with other products.

Product

Ofi Invest Actions Japon - XL H Unit • ISIN: FR001400K3R9

A UCI managed by Ofi Invest Asset Management (Aéma Groupe) - A Public Limited Company with a Board of Directors - 22 rue Vernier - 75017 Paris
 Please call +33 (0)1 40 68 17 10 for any further information you may require, or go to our website: www.ofi-invest-am.com.

The French Financial Markets Authority (Autorité des Marchés Financiers - AMF) is responsible for supervising Ofi Invest Asset Management in relation to this Key Information Document. Ofi Invest Asset Management is authorised (under no. GP-92-12) and regulated by the AMF.

Date of production of the KID: 16/05/2025

What is this product?

Type: Undertaking for Collective Investment in Transferable Securities (UCITS) under French law, created in the form of a Mutual Fund (hereinafter the "Fund").

Term: There is no maturity date for this product, although it was created with a term of 99 years. It may be liquidated or merged with another fund under the conditions set out in the Fund's regulations.

Objectives: The objective of the Fund is to capture the financial potential of the Japanese economy, offering performance to investors related to changes on the Japanese equity market over the recommended five-year holding period.

The fundamental approach to portfolio management is based on stock picking, i.e., the ability of managers to select companies based on qualitative and quantitative criteria such as: their intrinsic qualities, their potential for above-average stock market appreciation thanks to an analysis of the companies in which the fund invests and their valuation. No investment decision is made without being supported by strong valuation arguments.

Alongside the financial analysis, as part of their study, the manager also analyses non-financial criteria for optimum selection of securities in the portfolio. The proportion of stocks undergoing an ESG analysis in the portfolio must be higher than 90% of the fund's net assets (excluding cash, UCIs and derivatives).

Management adopts a Best-in-Class ESG approach, which consists of excluding 20%, as a weighting, of the securities with the lowest ESG scores in each sector of the comparison SRI universe, including those securities comprising the TOPIX index.

The ESG analysis of issuers is carried out using a specifically developed proprietary tool that automates the quantitative processing of ESG data, combined with a qualitative analysis performed by the ESG analysis team. Examples of ESG criteria analysed include information security policies and Board independence. The main methodological limitations of the Fund's non-financial strategy are those faced by Ofi Invest Asset Management when developing its ESG rating model (problem associated with non-disclosure of incomplete disclosure by certain companies of information, problem associated with the quantity and quality of ESG data to be processed).

The management strategy is discretionary in terms of stock picking. Between 60% and 100% of the net assets in the Fund's portfolio will be invested on the Japanese listed equity market, and up to 10% of the Fund's portfolio will be invested in other countries, including emerging countries. The rest of the portfolio will be invested, on the basis of between 0% and 40% of the net assets, in debt securities and money market instruments, issued on the Japanese market and up to 10% of the rest of the portfolio will be invested in securities from other countries, including emerging countries.

The portfolio's exposure may also be achieved or adjusted by means of derivatives.

The Fund's sensitivity range will be between 0 and +8.

Up to 100% of the Fund's net assets will be exposed to currency risk.

Derivatives and embedded derivatives may be used to expose and/or hedge the Fund's exposure above the net assets. The Fund's overall risk is calculated using the commitment method. Calculated using the commitment approach, including exposure via paper securities, units or shares of UCIs and derivative instruments, the Fund's consolidated exposure level may represent up to 300% of the net assets (gross leverage) and up to 200% of the net assets (net leverage).

In order to achieve the management objective, the Fund may use temporary purchases and sales of securities.

Benchmark index: The Fund's benchmark index is the Topix Net Total Return index (Euro Hedged for AH, IH, XXL H, XL H, RF H units). The index is constructed from the 2,000 shares listed in the first section of the Tokyo Stock Exchange. It is calculated by weighting each security according to its market capitalisation.

The Fund is actively managed. The composition of the Fund may deviate significantly from the benchmark allocation.

Subscription and redemption procedures: Investors may request the subscription or redemption of their units, either as an amount or as a number of units, on every trading day, from the centralising agent Société Générale S.A. (32, rue du Champ de Tir - 44000 Nantes - France). Subscription and redemption orders (processed at an unknown price) are centralised daily every day before 12:00 pm (D-1) and are executed on the basis of the net asset value (dated D) calculated on D+1, based on the closing prices on D. For subscriptions or redemptions that go through another institution, additional time for routing these orders is required for instructions to be processed.

The net asset value is calculated on each trading day, with the exception of public holidays in France or Japan (the NAV is therefore not calculated on closing days of one of the following stock exchanges: Paris, Tokyo).

This unit class accumulates and/or distributes its distributable amounts.

Intended retail investor: This Fund is open to all subscribers and is aimed at investors who are sufficiently experienced to assess the merits and risks of a speculative management strategy on international interest rate markets, and of exposure to the risks detailed in the prospectus. Potential investors are advised to have an investment horizon of at least five years. Capital is not guaranteed for investors, who should be able to bear losses equal to the amount of their investment in the Fund. Units of the Fund may not be subscribed by US Persons (see "Subscribers concerned and typical investor profile" section of the prospectus).

Recommendation: the recommended holding period is five years. This Fund may not be suitable for investors who plan to withdraw their contribution before five years have elapsed.

Depositary: Société Générale S.A

Further information (prospectus, annual report, half-yearly report), along with information on other share classes, is available free of charge, in French, at the address below. This information may also be sent by post within one week on written request from the investor sent to:

Ofi Invest Asset Management
 Direction Juridique
 22 Rue Vernier - 75017 Paris - France

The Fund's net asset value is available on the AMF website (www.amf-france.org) and on the Management Company's website (www.ofi-invest-am.com).

What are the risks and what could I get in return?

Summary Risk Indicator:



The risk indicator assumes you keep the product for the recommended holding period of five years. The actual risk can vary if you exit before the recommended holding period and you may get back less. The summary risk indicator is a guide to the level of risk of this product compared to other products. It shows how likely it is that the product will lose money because of movements in the markets or because we are not able to pay you.

We have classified this product as 4 out of 7, which is an **average** risk class; in other words, the potential losses from future performance of the product are at a level between average and high, and if market conditions were to deteriorate, it is possible that our capacity to pay you would be affected.

This product does not include any protection from future market performance, so you could lose some or all of your investment.

Other materially relevant risks not included in the Summary Risk Indicator are:

- Credit risk: the issuer of a debt security held by the Fund is no longer able to make the coupon payments or repay the capital.
- Liquidity risk: the potential major impact on asset prices when a financial market is unable to absorb transaction volumes.
- Counterparty risk: the investor is exposed to the risk of a counterparty defaulting or being unable to meet its contractual obligations as part of an over-the-counter transaction.

Performance scenarios

The figures shown include all the costs of the product itself, but may not include all the costs that you pay to your advisor or distributor. The figures do not take into account your personal tax situation, which may also affect how much you get back.

What you will get from this product depends on future market performance. Market developments in the future are uncertain and cannot be accurately predicted.

The unfavourable, moderate, and favourable scenarios shown are illustrations using the worst, average, and best performance of the product over a one-year period and over the recommended holding period. They are calculated based on a past performance record of at least ten years. If the past performance record is not long enough, it will be supplemented with assumptions used by the Management Company. Markets could develop very differently in the future. The stress scenario shows what you might get back in extreme market circumstances.

Example Investment: €10,000		If you exit after 1 year	If you exit after 5 years (recommended holding period)
Minimum	There is no minimum guaranteed return. You could lose some or all of your investment		
Stress	What you might get back after costs	€3,070	€3,060
	Average return each year	-69.25%	-21.11%
Unfavourable	What you might get back after costs	€7,430	€9,410
	Average return each year	-25.69%	-1.21%
Moderate	What you might get back after deduction of costs	€10,590	€13,050
	Average return each year	5.88%	5.46%
Favourable	What you might get back after costs	€13,850	€16,490
	Average return each year	38.54%	10.52%

The scenarios are based on an investment (compared to a market index judged as relevant, as detailed on the Management Company's website) made:

- between July 2015 and July 2020 for the unfavourable scenario;
- between August 2017 and August 2022 for the moderate scenario; and
- between June 2016 and June 2021 for the favourable scenario.

What happens if the PMC is unable to pay out?

The Fund is a collective financial instrument investment and deposit vehicle, which is separate from the Management Company. Should there be a default by the Management Company, the Fund assets held by the depositary will not be affected. Should there be a default by the depositary, the risk of loss of the Fund is mitigated as a result of the depositary's assets being segregated by law from the assets of the Fund.

What are the costs?

The person advising on or selling you this product may charge you other costs. If so, this person will provide you with information about these costs and how they affect your investment.

The tables show the amounts that are taken from your investment to cover different types of costs. These amounts depend on how much you invest and how long you hold the product. The amounts shown here are illustrations based on an example investment amount and different possible investment periods. We have assumed:

- €10,000 is invested;
- in the first year you would get back the amount that you invested (0% annual return);
- for the other holding periods we have assumed the product performs as shown in the moderate scenario.

Costs over time (for an investment of €10,000)

	If you exit after 1 year	If you exit after 5 years
Total costs	€272	€683
Annual cost impact (*)	2.73%	1.20% each year

(*) This illustrates how costs reduce your return each year over the holding period. For example it shows that if you exit at the end of the recommended holding period, your average return per year is projected to be 6.66% before costs and 5.46% after costs.

Composition of Costs

One-off costs upon entry or exit	Annual cost impact if you exit after 1 year.	
Entry costs	2% of the amount you pay in when entering this investment. This is the maximum amount that may be deducted from your capital before it is invested. In some cases, you may pay less.	Up to €200
Exit costs	There are no exit costs for this product. This is the maximum amount. In some cases, you may pay less.	None
Ongoing costs taken each year		
Management fees and other administrative and operating costs	0.50%. As the Fund has been in existence for less than one financial year, the fees indicated are the management fees and other administrative and operating expenses that may be charged for one financial year. This figure may vary from one financial year to the next.	€49
Transaction costs	0.23% of the value of your investment per year. This is an estimate of the costs incurred when we buy and sell the underlying investments for the product. The actual amount will vary depending on how much we buy and sell.	€23
Incidental costs taken under specific conditions		
Performance fees	There is no performance fee for this product.	None

How long should I hold my investment in the Fund for and can I withdraw money early?

Recommended holding period: 5 years

You can redeem your investment at any time. However, the recommended holding period as shown is intended to minimise your risk of capital loss in the event of redemption before this period, although this does not constitute a guarantee.

How can I complain?

For any complaint relating to the Fund, subscribers may consult their advisor or contact Ofi Invest Asset Management:

- either by post: Ofi Invest Asset Management - 22 Rue Vernier - 75017 Paris - France
- or by e-mail directly at the following address: service.client@ofi-invest.com or on the website: www.ofi-invest-am.com

If you are not satisfied with the response given, you may also refer the matter to the AMF Ombudsman via the following link: www.amf-france.org (mediation section) or write to the following address: Médiateur de l'AMF, Autorité des Marchés Financiers, 17 Place de la Bourse, 75082 Cedex 02.

Other relevant information

When this product is used as a unit-linked fund for a life insurance or endowment policy, additional information about this policy – such as the policy costs (which are not included in the costs set out in this document), the contact person for making a claim and what happens should the insurance company default – is set out in the key information document for this policy, which must be provided by your insurer or broker or any other insurance intermediary under its statutory obligation.

SFDR categorisation: Article 8EG

The Fund promotes environmental and/or social characteristics and governance within the meaning of Article 8 of Regulation (EU) 2019/2088 on sustainability-related disclosures in the financial services sector ("SFDR"). For more information about sustainable finance, please visit the website: <https://www.ofi-invest-am.com/en/sustainable-finance>.

Information about the past performance of the Fund presented over five years, along with calculations of past performance scenarios, is available at: <https://www.ofi-invest-am.com/en/produits>

The Remuneration Policy and any updates are available at www.ofi-invest-am.com and can also be provided in hard copy format free of charge or on written request sent to the address above.

Ofi Invest Asset Management can only be held liable for statements contained in this document that are misleading, inaccurate or inconsistent with the corresponding sections of the Fund prospectus.

Purpose

This document provides you with key information about this investment product. It is not marketing material. The information is required by law to help you understand the nature, risks, costs, potential gains and losses of this product and to help you compare it with other products.

Product

Ofi Invest Actions Japon - RF unit • ISIN: FR001400K3U3

A UCI managed by Ofi Invest Asset Management (Aéma Groupe) - A Public Limited Company with a Board of Directors - 22 rue Vernier - 75017 Paris

Please call +33 (0)1 40 68 17 10 for any further information you may require, or go to our website: www.ofi-invest-am.com.

The French Financial Markets Authority (Autorité des Marchés Financiers - AMF) is responsible for supervising Ofi Invest Asset Management in relation to this Key Information Document.

Ofi Invest Asset Management is authorised (under no. GP-92-12) and regulated by the AMF.

Date of production of the KID: 16/05/2025

What is this product?

Type: Undertaking for Collective Investment in Transferable Securities (UCITS) under French law, created in the form of a Mutual Fund (hereinafter the "Fund").

Term: There is no maturity date for this product, although it was created with a term of 99 years. It may be liquidated or merged with another fund under the conditions set out in the Fund's regulations.

Objectives: The objective of the Fund is to capture the financial potential of the Japanese economy, offering performance to investors related to changes on the Japanese equity market over the recommended five-year holding period.

The fundamental approach to portfolio management is based on stock picking, i.e., the ability of managers to select companies based on qualitative and quantitative criteria such as: their intrinsic qualities, their potential for above-average stock market appreciation thanks to an analysis of the companies in which the fund invests and their valuation. No investment decision is made without being supported by strong valuation arguments.

Alongside the financial analysis, as part of their study, the manager also analyses non-financial criteria for optimum selection of securities in the portfolio. The proportion of stocks undergoing an ESG analysis in the portfolio must be higher than 90% of the fund's net assets (excluding cash, UCIs and derivatives).

Management adopts a Best-in-Class ESG approach, which consists of excluding 20%, as a weighting, of the securities with the lowest ESG scores in each sector of the comparison SRI universe, including those securities comprising the TOPIX index.

The ESG analysis of issuers is carried out using a specifically developed proprietary tool that automates the quantitative processing of ESG data, combined with a qualitative analysis performed by the ESG analysis team. Examples of ESG criteria analysed include information security policies and Board independence. The main methodological limitations of the Fund's non-financial strategy are those faced by Ofi Invest Asset Management when developing its ESG rating model (problem associated with non-disclosure of incomplete disclosure by certain companies of information, problem associated with the quantity and quality of ESG data to be processed).

The management strategy is discretionary in terms of stock picking.

Between 60% and 100% of the net assets in the Fund's portfolio will be invested on the Japanese listed equity market, and up to 10% of the Fund's portfolio will be invested in other countries, including emerging countries. The rest of the portfolio will be invested, on the basis of between 0% and 40% of the net assets, in debt securities and money market instruments, issued on the Japanese market and up to 10% of the rest of the portfolio will be invested in securities from other countries, including emerging countries.

The portfolio's exposure may also be achieved or adjusted by means of derivatives.

The Fund's sensitivity range will be between 0 and +8.

Up to 100% of the Fund's net assets will be exposed to currency risk.

Derivatives and embedded derivatives may be used to expose and/or hedge the Fund's exposure above the net assets. The Fund's overall risk is calculated using the commitment method. Calculated using the commitment approach, including exposure via paper securities, units or shares of UCIs and derivative instruments, the Fund's consolidated exposure level may represent up to 300% of the net assets (gross leverage) and up to 200% of the net assets (net leverage).

In order to achieve the management objective, the Fund may use temporary purchases and sales of securities.

Benchmark index: The Fund's benchmark index is the Topix Net Total Return index (Euro Hedged for the AH, IH, XXL H, XL H and RF H units). The index is constructed from the 2,000 shares listed in the first section of the Tokyo Stock Exchange. It is calculated by weighting each security according to its market capitalisation.

The Fund is actively managed. The composition of the Fund may deviate significantly from the benchmark allocation.

Subscription and redemption procedures: Investors may request the subscription or redemption of their units, either as an amount or as a number of units, on every trading day, from the centralising agent Société Générale S.A. (32, rue du Champ de Tir - 44000 Nantes - France). Subscription and redemption orders (processed at an unknown price) are centralised daily every day before 12:00 pm (D-1) and are executed on the basis of the net asset value (dated D) calculated on D+1, based on the closing prices on D. For subscriptions or redemptions that go through another institution, additional time for routing these orders is required for instructions to be processed.

The net asset value is calculated on each trading day, with the exception of public holidays in France or Japan (the NAV is therefore not calculated on closing days of one of the following stock exchanges: Paris, Tokyo).

This unit class accumulates and/or distributes its distributable amounts.

Intended retail investor: This Fund is open to all subscribers and is aimed at investors who are sufficiently experienced to assess the merits and risks of a speculative management strategy on international interest rate markets, and of exposure to the risks detailed in the prospectus. Potential investors are advised to have an investment horizon of at least five years. Capital is not guaranteed for investors, who should be able to bear losses equal to the amount of their investment in the Fund. Units of the Fund may not be subscribed by US Persons (see "Subscribers concerned and typical investor profile" section of the prospectus).

Recommendation: the recommended holding period is five years. This Fund may not be suitable for investors who plan to withdraw their contribution before five years have elapsed.

Depository: Société Générale S.A

Further information (prospectus, annual report, half-yearly report), along with information on other share classes, is available free of charge, in French, at the address below. This information may also be sent by post within one week on written request from the investor sent to:

Ofi Invest Asset Management
 Direction Juridique
 22 Rue Vernier - 75017 Paris - France

The Fund's net asset value is available on the AMF website (www.amf-france.org) and on the Management Company's website (www.ofi-invest-am.com).

What are the risks and what could I get in return?

Summary Risk Indicator:



! The risk indicator assumes you keep the product for the recommended holding period of five years. The actual risk can vary if you exit before the recommended holding period and you may get back less. The summary risk indicator is a guide to the level of risk of this product compared to other products. It shows how likely it is that the product will lose money because of movements in the markets or because we are not able to pay you.

We have classified this product as 4 out of 7, which is an **average** risk class; in other words, the potential losses from future performance of the product are at a level between average and high, and if market conditions were to deteriorate, it is possible that our capacity to pay you would be affected.

This product does not include any protection from future market performance, so you could lose some or all of your investment.

Other materially relevant risks not included in the Summary Risk Indicator are:

- Credit risk: the issuer of a debt security held by the Fund is no longer able to make the coupon payments or repay the capital.
- Liquidity risk: the potential major impact on asset prices when a financial market is unable to absorb transaction volumes.
- Counterparty risk: the investor is exposed to the risk of a counterparty defaulting or being unable to meet its contractual obligations as part of an over-the-counter transaction.

Performance scenarios

The figures shown include all the costs of the product itself, but may not include all the costs that you pay to your advisor or distributor. The figures do not take into account your personal tax situation, which may also affect how much you get back.

What you will get from this product depends on future market performance. Market developments in the future are uncertain and cannot be accurately predicted.

The unfavourable, moderate, and favourable scenarios shown are illustrations using the worst, average, and best performance of the product over a one-year period and over the recommended holding period. They are calculated based on a past performance record of at least ten years. If the past performance record is not long enough, it will be supplemented with assumptions used by the Management Company. Markets could develop very differently in the future. The stress scenario shows what you might get back in extreme market circumstances.

Example Investment: €10,000		If you exit after 1 year	If you exit after 5 years (recommended holding period)
Minimum	There is no minimum guaranteed return. You could lose some or all of your investment		
Stress	What you might get back after costs	€2,389	€2,161
	Average return each year	-76.11%	-26.39%
Unfavourable	What you might get back after costs	€8,441	€10,967
	Average return each year	-15.59%	1.86%
Moderate	What you might get back after costs	€10,569	€13,289
	Average return each year	5.69%	5.85%
Favourable	What you might get back after costs	€12,571	€16,575
	Average return each year	25.71%	10.63%

The scenarios are based on an investment (compared to a market index judged as relevant, as detailed on the Management Company's website) made:

- between September 2021 and November 2021 for the unfavourable scenario;
- between August 2017 and August 2022 for the moderate scenario; and
- between November 2014 and November 2019 for the favourable scenario.

What happens if the PMC is unable to pay out?

The Fund is a collective financial instrument investment and deposit vehicle, which is separate from the Management Company. Should there be a default by the Management Company, the Fund assets held by the depositary will not be affected. Should there be a default by the depositary, the risk of loss of the Fund is mitigated as a result of the depositary's assets being segregated by law from the assets of the Fund.

What are the costs?

The person advising on or selling you this product may charge you other costs. If so, this person will provide you with information about these costs and how they affect your investment.

The tables show the amounts that are taken from your investment to cover different types of costs. These amounts depend on how much you invest and how long you hold the product. The amounts shown here are illustrations based on an example investment amount and different possible investment periods. We have assumed:

- €10,000 is invested;
- in the first year you would get back the amount that you invested (0% annual return);
- for the other holding periods we have assumed the product performs as shown in the moderate scenario.

Costs over time (for an investment of €10,000)

	If you exit after 1 year	If you exit after 5 years
Total costs	€303	€902
Annual cost impact (*)	3.03%	1.53% per year

(*) This illustrates how costs reduce your return each year over the holding period. For example it shows that if you exit at the end of the recommended holding period, your average return per year is projected to be 7.38% before costs and 5.85% after costs.

Composition of Costs

One-off costs upon entry or exit	Annual cost impact if you exit after 1 year.	
Entry costs	2% of the amount you pay in when entering this investment. This is the maximum amount that may be deducted from your capital before it is invested. In some cases, you may pay less.	Up to €200
Exit costs	There are no exit costs for this product. This is the maximum amount. In some cases, you may pay less.	None
Ongoing costs taken each year		
Management fees and other administrative and operating costs	0.90%. As the unit has been in existence for less than one financial year, the fees indicated are the management fees and other administrative and operating expenses that may be charged for one financial year. This figure may vary from one financial year to the next.	€90
Transaction costs	0.14% of the value of your investment per year. This is an estimate of the costs incurred when we buy and sell the underlying investments for the product. The actual amount will vary depending on how much we buy and sell.	€13
Incidental costs taken under specific conditions		
Performance fees	There is no performance fee for this product.	None

How long should I hold my investment in the Fund for and can I withdraw money early?

Recommended holding period: 5 years

You can redeem your investment at any time. However, the recommended holding period as shown is intended to minimise your risk of capital loss in the event of redemption before this period, although this does not constitute a guarantee.

How can I complain?

For any complaint relating to the Fund, subscribers may consult their advisor or contact Ofi Invest Asset Management:

- either by post: Ofi Invest Asset Management - 22 Rue Vernier - 75017 Paris - France
- or by e-mail directly at the following address: service.client@ofi-invest.com or on the website: www.ofi-invest-am.com

If you are not satisfied with the response given, you may also refer the matter to the AMF Ombudsman via the following link: www.amf-france.org (mediation section) or write to the following address: Médiateur de l'AMF, Autorité des Marchés Financiers, 17 Place de la Bourse, 75082 Cedex 02.

Other relevant information

When this product is used as a unit-linked fund for a life insurance or endowment policy, additional information about this policy – such as the policy costs (which are not included in the costs set out in this document), the contact person for making a claim and what happens should the insurance company default – is set out in the key information document for this policy, which must be provided by your insurer or broker or any other insurance intermediary under its statutory obligation.

SFDR categorisation: Article 8

The Fund promotes environmental and/or social characteristics and governance within the meaning of Article 8 of Regulation (EU) 2019/2088 on sustainability-related disclosures in the financial services sector (SFDR). For more information about sustainable finance, please visit the website: <https://www.ofi-invest-am.com/en/sustainable-finance>.

Information about the past performance of the Fund presented over five years, along with calculations of past performance scenarios, is available at: <https://www.ofi-invest-am.com/en/produits>

The Remuneration Policy and any updates are available at www.ofi-invest-am.com and can also be provided in hard copy format free of charge or on written request sent to the address above.

Ofi Invest Asset Management can only be held liable for statements contained in this document that are misleading, inaccurate or inconsistent with the corresponding sections of the Fund prospectus.

Purpose

This document provides you with key information about this investment product. It is not marketing material. The information is required by law to help you understand the nature, risks, costs, potential gains and losses of this product and to help you compare it with other products.

Product

Ofi Invest Actions Japon - RF H unit • ISIN: FR001400K3V1

A UCI managed by Ofi Invest Asset Management (Aéma Groupe) - A Public Limited Company with a Board of Directors - 22 rue Vernier - 75017 Paris

Please call +33 (0)1 40 68 17 10 for any further information you may require, or go to our website: www.ofi-invest-am.com.

The French Financial Markets Authority (Autorité des Marchés Financiers - AMF) is responsible for supervising Ofi Invest Asset Management in relation to this Key Information Document.

Ofi Invest Asset Management is authorised (under no. GP-92-12) and regulated by the AMF.

Date of production of the KID: 16/052025

What is this product?

Type: Undertaking for Collective Investment in Transferable Securities (UCITS) under French law, created in the form of a Mutual Fund (hereinafter the "Fund").

Term: There is no maturity date for this product, although it was created with a term of 99 years. It may be liquidated or merged with another fund under the conditions set out in the Fund's regulations.

Objectives: The objective of the Fund is to capture the financial potential of the Japanese economy, offering performance to investors related to changes on the Japanese equity market over the recommended five-year holding period.

The fundamental approach to portfolio management is based on stock picking, i.e., the ability of managers to select companies based on qualitative and quantitative criteria such as: their intrinsic qualities, their potential for above-average stock market appreciation thanks to an analysis of the companies in which the fund invests and their valuation. No investment decision is made without being supported by strong valuation arguments.

Alongside the financial analysis, as part of their study, the manager also analyses non-financial criteria for optimum selection of securities in the portfolio. The proportion of stocks undergoing an ESG analysis in the portfolio must be higher than 90% of the fund's net assets (excluding cash, UCIs and derivatives).

Management adopts a Best-in-Class ESG approach, which consists of excluding 20%, as a weighting, of the securities with the lowest ESG scores in each sector of the comparison SRI universe, including those securities comprising the TOPIX index.

The ESG analysis of issuers is carried out using a specifically developed proprietary tool that automates the quantitative processing of ESG data, combined with a qualitative analysis performed by the ESG analysis team. Examples of ESG criteria analysed include information security policies and Board independence. The main methodological limitations of the Fund's non-financial strategy are those faced by Ofi Invest Asset Management when developing its ESG rating model (problem associated with non-disclosure of incomplete disclosure by certain companies of information, problem associated with the quantity and quality of ESG data to be processed).

The management strategy is discretionary in terms of stock picking.

Between 60% and 100% of the net assets in the Fund's portfolio will be invested on the Japanese listed equity market, and up to 10% of the Fund's portfolio will be invested in other countries, including emerging countries. The rest of the portfolio will be invested, on the basis of between 0% and 40% of the net assets, in debt securities and money market instruments, issued on the Japanese market and up to 10% of the rest of the portfolio will be invested in securities from other countries, including emerging countries.

The portfolio's exposure may also be achieved or adjusted by means of derivatives.

The Fund's sensitivity range will be between 0 and +8.

Up to 100% of the Fund's net assets will be exposed to currency risk.

Derivatives and embedded derivatives may be used to expose and/or hedge the Fund's exposure above the net assets. The Fund's overall risk is calculated using the commitment method. Calculated using the commitment approach, including exposure via paper securities, units or shares of UCIs and derivative instruments, the Fund's consolidated exposure level may represent up to 300% of the net assets (gross leverage) and up to 200% of the net assets (net leverage).

In order to achieve the management objective, the Fund may use temporary purchases and sales of securities.

Benchmark index: The Fund's benchmark index is the Topix Net Total Return index (Euro Hedged for the AH, IH, XXL H, XL H and RF H units). The index is constructed from the 2,000 shares listed in the first section of the Tokyo Stock Exchange. It is calculated by weighting each security according to its market capitalisation.

The Fund is actively managed. The composition of the Fund may deviate significantly from the benchmark allocation.

Subscription and redemption procedures: Investors may request the subscription or redemption of their units, either as an amount or as a number of units, on every trading day, from the centralising agent Société Générale S.A. (32, rue du Champ de Tir - 44000 Nantes - France). Subscription and redemption orders (processed at an unknown price) are centralised daily every day before 12:00 pm (D-1) and are executed on the basis of the net asset value (dated D) calculated on D+1, based on the closing prices on D. For subscriptions or redemptions that go through another institution, additional time for routing these orders is required for instructions to be processed.

The net asset value is calculated on each trading day, with the exception of public holidays in France or Japan (the NAV is therefore not calculated on closing days of one of the following stock exchanges: Paris, Tokyo).

This unit class accumulates and/or distributes its distributable amounts.

Intended retail investor: This Fund is open to all subscribers and is aimed at investors who are sufficiently experienced to assess the merits and risks of a speculative management strategy on international interest rate markets, and of exposure to the risks detailed in the prospectus. Potential investors are advised to have an investment horizon of at least five years. Capital is not guaranteed for investors, who should be able to bear losses equal to the amount of their investment in the Fund. Units of the Fund may not be subscribed by US Persons (see "Subscribers concerned and typical investor profile" section of the prospectus).

Recommendation: the recommended holding period is five years. This Fund may not be suitable for investors who plan to withdraw their contribution before five years have elapsed.

Depository: Société Générale S.A

Further information (prospectus, annual report, half-yearly report), along with information on other share classes, is available free of charge, in French, at the address below. This information may also be sent by post within one week on written request from the investor sent to:

Ofi Invest Asset Management
 Direction Juridique
 22 Rue Vernier - 75017 Paris - France

The Fund's net asset value is available on the AMF website (www.amf-france.org) and on the Management Company's website (www.ofi-invest-am.com).

What are the risks and what could I get in return?

Summary Risk Indicator:



! The risk indicator assumes you keep the product for the recommended holding period of five years. The actual risk can vary if you exit before the recommended holding period and you may get back less. The summary risk indicator is a guide to the level of risk of this product compared to other products. It shows how likely it is that the product will lose money because of movements in the markets or because we are not able to pay you.

We have classified this product as 4 out of 7, which is an **average** risk class; in other words, the potential losses from future performance of the product are at a level between average and high, and if market conditions were to deteriorate, it is possible that our capacity to pay you would be affected.

This product does not include any protection from future market performance, so you could lose some or all of your investment.

Other materially relevant risks not included in the Summary Risk Indicator are:

- Credit risk: the issuer of a debt security held by the Fund is no longer able to make the coupon payments or repay the capital.
- Liquidity risk: the potential major impact on asset prices when a financial market is unable to absorb transaction volumes.
- Counterparty risk: the investor is exposed to the risk of a counterparty defaulting or being unable to meet its contractual obligations as part of an over-the-counter transaction.

Performance scenarios

The figures shown include all the costs of the product itself, but may not include all the costs that you pay to your advisor or distributor. The figures do not take into account your personal tax situation, which may also affect how much you get back.

What you will get from this product depends on future market performance. Market developments in the future are uncertain and cannot be accurately predicted.

The unfavourable, moderate, and favourable scenarios shown are illustrations using the worst, average, and best performance of the product over a one-year period and over the recommended holding period. They are calculated based on a past performance record of at least ten years. If the past performance record is not long enough, it will be supplemented with assumptions used by the Management Company. Markets could develop very differently in the future. The stress scenario shows what you might get back in extreme market circumstances.

Example Investment: €10,000		If you exit after 1 year	If you exit after 5 years (recommended holding period)
Minimum	There is no minimum guaranteed return. You could lose some or all of your investment		
Stress	What you might get back after costs	€3,494	€2,954
	Average return each year	-65.06%	-21.64%
Unfavourable	What you might get back after costs	€7,400	€9,270
	Average return each year	-26.00%	-1.50%
Moderate	What you might get back after costs	€10,540	€12,880
	Average return each year	5.45%	5.19%
Favourable	What you might get back after costs	€13,800	€16,300
	Average return each year	37.98%	10.27%

The scenarios are based on an investment (compared to a market index judged as relevant, as detailed on the Management Company's website) made:

- between July 2015 and July 2020 for the unfavourable scenario;
- between October 2014 and October 2019 for the moderate scenario; and
- between June 2016 and June 2021 for the favourable scenario.

What happens if the PMC is unable to pay out?

The Fund is a collective financial instrument investment and deposit vehicle, which is separate from the Management Company. Should there be a default by the Management Company, the Fund assets held by the depositary will not be affected. Should there be a default by the depositary, the risk of loss of the Fund is mitigated as a result of the depositary's assets being segregated by law from the assets of the Fund.

What are the costs?

The person advising on or selling you this product may charge you other costs. If so, this person will provide you with information about these costs and how they affect your investment.

The tables show the amounts that are taken from your investment to cover different types of costs. These amounts depend on how much you invest and how long you hold the product. The amounts shown here are illustrations based on an example investment amount and different possible investment periods. We have assumed:

- €10,000 is invested;
- in the first year you would get back the amount that you invested (0% annual return);
- for the other holding periods we have assumed the product performs as shown in the moderate scenario.

Costs over time (for an investment of €10,000)

	If you exit after 1 year	If you exit after 5 years
Total costs	€304	€944
Annual cost impact (*)	3.04%	1.62% each year

(*) This illustrates how costs reduce your return each year over the holding period. For example it shows that if you exit at the end of the recommended holding period, your average return per year is projected to be 6.81% before costs and 5.19% after costs.

Composition of Costs

One-off costs upon entry or exit		Annual cost impact if you exit after 1 year.
Entry costs	2% of the amount you pay in when entering this investment. This is the maximum amount that may be deducted from your capital before it is invested. In some cases, you may pay less.	Up to €200
Exit costs	There are no exit costs for this product. This is the maximum amount. In some cases, you may pay less.	None
Ongoing costs taken each year		
Management fees and other administrative and operating costs	0.90%. As the unit has been in existence for less than one financial year, the fees indicated are the management fees and other administrative and operating expenses that may be charged for one financial year. This figure may vary from one financial year to the next.	€90
Transaction costs	0.14% of the value of your investment per year. This is an estimate of the costs incurred when we buy and sell the underlying investments for the product. The actual amount will vary depending on how much we buy and sell.	€14
Incidental costs taken under specific conditions		
Performance fees	There is no performance fee for this product.	None

How long should I hold my investment in the Fund for and can I withdraw money early?

Recommended holding period: 5 years

You can redeem your investment at any time. However, the recommended holding period as shown is intended to minimise your risk of capital loss in the event of redemption before this period, although this does not constitute a guarantee.

How can I complain?

For any complaint relating to the Fund, subscribers may consult their advisor or contact Ofi Invest Asset Management:

- either by post: Ofi Invest Asset Management - 22 Rue Vernier - 75017 Paris - France
- or by e-mail directly at the following address: service.client@ofi-invest.com or on the website: www.ofi-invest-am.com

If you are not satisfied with the response given, you may also refer the matter to the AMF Ombudsman via the following link: www.amf-france.org (mediation section) or write to the following address: Médiateur de l'AMF, Autorité des Marchés Financiers, 17 Place de la Bourse, 75082 Cedex 02.

Other relevant information

When this product is used as a unit-linked fund for a life insurance or endowment policy, additional information about this policy – such as the policy costs (which are not included in the costs set out in this document), the contact person for making a claim and what happens should the insurance company default – is set out in the key information document for this policy, which must be provided by your insurer or broker or any other insurance intermediary under its statutory obligation.

SFDR categorisation: Article 8

The Fund promotes environmental and/or social characteristics and governance within the meaning of Article 8 of Regulation (EU) 2019/2088 on sustainability-related disclosures in the financial services sector ("SFDR"). For more information about sustainable finance, please visit the website: <https://www.ofi-invest-am.com/en/sustainable-finance>.

Information about the past performance of the Fund presented over five years, along with calculations of past performance scenarios, is available at: <https://www.ofi-invest-am.com/en/produits>

The Remuneration Policy and any updates are available at www.ofi-invest-am.com and can also be provided in hard copy format free of charge or on written request sent to the address above.

Ofi Invest Asset Management can only be held liable for statements contained in this document that are misleading, inaccurate or inconsistent with the corresponding sections of the Fund prospectus.

Purpose

This document provides you with key information about this investment product. It is not marketing material. The information is required by law to help you understand the nature, risks, costs, potential gains and losses of this product and to help you compare it with other products.

Product

Ofi Invest Actions Japon – Afer Génération Actions Japon unit • ISIN: FR0013392065

A UCI managed by Ofi Invest Asset Management (Aéma Groupe) - A Public Limited Company with a Board of Directors - 22 rue Vernier - 75017 PARIS

Please call +33 (0)1 40 68 17 10 for any further information you may require, or go to our website: www.ofi-invest-am.com.

The French Financial Markets Authority (Autorité des Marchés Financiers - AMF) is responsible for supervising Ofi Invest Asset Management in relation to this Key Information Document.

Ofi Invest Asset Management is authorised (under no. GP-92-12) and regulated by the AMF.

Date of production of the KID: 16/05/2025

What is this product?

Type: Undertaking for Collective Investment in Transferable Securities (UCITS) under French law, created in the form of a Mutual Fund (hereinafter the "Fund").

Term: There is no maturity date for this product, although it was created with a term of 99 years. It may be liquidated or merged with another fund under the conditions set out in the Fund's regulations.

Objectives: The objective of the Fund is to capture the financial potential of the Japanese economy, offering performance to investors related to changes on the Japanese equity market over the recommended five-year holding period.

The fundamental approach to portfolio management is based on stock picking, i.e., the ability of managers to select companies based on qualitative and quantitative criteria such as: their intrinsic qualities, their potential for above-average stock market appreciation thanks to an analysis of the companies in which the fund invests and their valuation. No investment decision is made without being supported by strong valuation arguments.

Alongside the financial analysis, as part of their study, the manager also analyses non-financial criteria for optimum selection of securities in the portfolio. The proportion of stocks undergoing an ESG analysis in the portfolio must be higher than 90% of the fund's net assets (excluding cash, UCIs and derivatives).

Management adopts a Best-in-Class ESG approach, which consists of excluding 20%, as a weighting, of the securities with the lowest ESG scores in each sector of the comparison SRI universe, including those securities comprising the TOPIX index.

The ESG analysis of issuers is carried out using a specifically developed proprietary tool that automates the quantitative processing of ESG data, combined with a qualitative analysis performed by the ESG analysis team. Examples of ESG criteria analysed include information security policies and Board independence. The main methodological limitations of the Fund's non-financial strategy are those faced by Ofi Invest Asset Management when developing its ESG rating model (problem associated with non-disclosure of incomplete disclosure by certain companies of information, problem associated with the quantity and quality of ESG data to be processed).

The management strategy is discretionary in terms of stock picking. Between 60% and 100% of the net assets in the Fund's portfolio will be invested on the Japanese listed equity market, and up to 10% of the Fund's portfolio will be invested in other countries, including emerging countries. The rest of the portfolio will be invested, on the basis of between 0% and 40% of the net assets, in debt securities and money market instruments, issued on the Japanese market and up to 10% of the rest of the portfolio will be invested in securities from other countries, including emerging countries.

The portfolio's exposure may also be achieved or adjusted by means of derivatives.

The Fund's sensitivity range will be between 0 and +8.

Up to 100% of the Fund's net assets will be exposed to currency risk.

Derivatives and embedded derivatives may be used to expose and/or hedge the Fund's exposure above the net assets. The Fund's overall risk is calculated using the commitment method. Calculated using the commitment approach, including exposure via paper securities, units or shares of UCIs and derivative instruments, the Fund's consolidated exposure level may represent up to 300% of the net assets (gross leverage) and up to 200% of the net assets (net leverage).

In order to achieve the management objective, the Fund may use temporary purchases and sales of securities.

Benchmark index: The Fund's benchmark is the Topix Net Total Return index (Euro Hedged for the AH, IH, XXL H, XL H and RF H units). The index is constructed from the 2,000 shares listed in the first section of the Tokyo Stock Exchange. It is calculated by weighting each security according to its market capitalisation.

The Fund is actively managed. The composition of the Fund may deviate significantly from the benchmark allocation.

Subscription and redemption procedures: Investors may request the subscription or redemption of their units, either as an amount or as a number of units, on every trading day, from the centralising agent Société Générale S.A. (32, rue du Champ de Tir - 44000 Nantes - France). Subscription and redemption orders (processed at an unknown price) are centralised daily every day before 12:00 pm (D-1) and are executed on the basis of the net asset value (dated D) calculated on D+1, based on the closing prices on D. For subscriptions or redemptions that go through another institution, additional time for routing these orders is required for instructions to be processed.

The net asset value is calculated on each trading day, with the exception of public holidays in France or Japan (the NAV is therefore not calculated on closing days of one of the following stock exchanges: Paris, Tokyo).

This unit accumulates and/or distributes its distributable amounts.

Intended retail investor: This unit is open to all subscribers, and is more specifically intended to be used as a vehicle for AFER GENERATION life insurance policies taken out with the Groupe Abeille Assurances. It is aimed at investors who are sufficiently experienced to assess the merits and risks of a speculative management strategy on international interest rate markets, and of exposure to the risks detailed in the prospectus. Potential investors are advised to have an investment horizon of at least five years. Capital is not guaranteed for investors, who should be able to bear losses equal to the amount of their investment in the Fund. Units of the Fund may not be subscribed by US Persons (see "Subscribers concerned and typical investor profile" section of the prospectus).

Recommendation: the recommended holding period is five years. This Fund may not be suitable for investors who plan to withdraw their contribution before five years have elapsed.

Depositary: Société Générale S.A

Further information (prospectus, annual report, half-yearly report), along with information on other share classes, is available free of charge, in French, at the address below. This information may also be sent by post within one week on written request from the investor sent to:


Ofi Invest Asset Management
 Direction Juridique
 22 Rue Vernier - 75017 Paris - France

The Fund's net asset value is available on the AMF website (www.amf-france.org) and on the Management Company's website (www.ofi-invest-am.com).

What are the risks and what could I get in return?

Summary Risk Indicator:



 The risk indicator assumes you keep the product for the recommended holding period of five years. The actual risk can vary if you exit before the recommended holding period and you may get back less. The summary risk indicator is a guide to the level of risk of this product compared to other products. It shows how likely it is that the product will lose money because of movements in the markets or because we are not able to pay you.

We have classified this product as 4 out of 7, which is an **average** risk class; in other words, the potential losses from future performance of the product are at a level between average and high, and if market conditions were to deteriorate, it is possible that our capacity to pay you would be affected.

This product does not include any protection from future market performance, so you could lose some or all of your investment.

Other materially relevant risks not included in the Summary Risk Indicator are:

- Credit risk: the issuer of a debt security held by the Fund is no longer able to make the coupon payments or repay the capital.
- Liquidity risk: the potential major impact on asset prices when a financial market is unable to absorb transaction volumes.
- Counterparty risk: the investor is exposed to the risk of a counterparty defaulting or being unable to meet its contractual obligations as part of an over-the-counter transaction.

Performance scenarios

The figures shown include all the costs of the product itself, but may not include all the costs that you pay to your advisor or distributor. The figures do not take into account your personal tax situation, which may also affect how much you get back.

What you will get from this product depends on future market performance. Market developments in the future are uncertain and cannot be accurately predicted.

The unfavourable, moderate, and favourable scenarios shown are illustrations using the worst, average, and best performance of the product over a one-year period and over the recommended holding period. They are calculated based on a past performance record of at least ten years. If the past performance record is not long enough, it will be supplemented with assumptions used by the Management Company. Markets could develop very differently in the future. The stress scenario shows what you might get back in extreme market circumstances.

Example Investment: €10,000		If you exit after 1 year	If you exit after 5 years (recommended holding period)
Minimum	There is no minimum guaranteed return. You could lose some or all of your investment		
Stress	What you might get back after costs	€3,500	€2,960
	Average return each year	-65.00%	-21.60%
Unfavourable	What you might get back after costs	€8,260	€9,900
	Average return each year	-17.4%	-0.20%
Moderate	What you might get back after costs	€10,460	€12,700
	Average return each year	4.60%	4.90%
Favourable	What you might get back after costs	€12,730	€15,740
	Average return each year	27.30%	9.50%

The scenarios are based on an investment (compared to a history of established net asset values cumulated with a market index deemed relevant, detailed on the Management Company's website) carried out:

- between 1st August 2021 and 1st March 2024 for the unfavourable scenario;
- between 1st June 2015 and 1st June 2020 for the moderate scenario; and
- between 1st February 2016 and 1st February 2021 for the favourable scenario.

What happens if the PMC is unable to pay out?

The Fund is a collective financial instrument investment and deposit vehicle, which is separate from the Management Company. Should there be a default by the Management Company, the Fund assets held by the depositary will not be affected. Should there be a default by the depositary, the risk of loss of the Fund is mitigated as a result of the depositary's assets being segregated by law from the assets of the Fund.

What are the costs?

The person advising on or selling you this product may charge you other costs. If so, this person will provide you with information about these costs and how they affect your investment.

The tables show the amounts that are taken from your investment to cover different types of costs. These amounts depend on how much you invest and how long you hold the product. The amounts shown here are illustrations based on an example investment amount and different possible investment periods. We have assumed:

- €10,000 is invested;
- in the first year you would get back the amount that you invested (0% annual return);
- for the other holding periods we have assumed the product performs as shown in the moderate scenario.

Costs over time (for an investment of €10,000)

	If you exit after 1 year	If you exit after 5 years
Total costs	€446	€708
Annual cost impact (*)	4.48%	1.37% each year

(*) This illustrates how costs reduce your return each year over the holding period. For example it shows that if you exit at the end of the recommended holding period, your average return per year is projected to be 6.27% before costs and 4.90% after costs.

Composition of Costs

One-off costs upon entry or exit	Annual cost impact if you exit after 1 year.	
Entry costs	4% of the amount you pay in when entering this investment. This is the maximum amount that may be deducted from your capital before it is invested. In some cases, you may pay less.	Up to €400
Exit costs	There are no exit costs for this product.	None
Ongoing costs taken each year		
Management fees and other administrative and operating costs	0.40%. This is an estimate based on actual costs over the last financial year ended at the end of August 2024. This figure may vary from one financial year to the next.	€38
Transaction costs	0.08% of the value of your investment per year. This is an estimate of the costs incurred when we buy and sell the underlying investments for the product. The actual amount will vary depending on how much we buy and sell.	€8
Incidental costs taken under specific conditions		
Performance fees	There is no performance fee for this product.	None

How long should I hold my investment in the Fund for and can I withdraw money early?

Recommended holding period: 5 years

You can redeem your investment at any time. However, the recommended holding period as shown is intended to minimise your risk of capital loss in the event of redemption before this period, although this does not constitute a guarantee.

How can I complain?

For any complaint relating to the Fund, subscribers may consult their advisor or contact Ofi Invest Asset Management:

- either by post: Ofi Invest Asset Management - 22 Rue Vernier - 75017 Paris - France
- or by e-mail directly at the following address: service.client@ofi-invest.com or on the website: www.ofi-invest-am.com

If you are not satisfied with the response given, you may also refer the matter to the AMF Ombudsman via the following link: www.amf-france.org (mediation section) or write to the following address: Médiateur de l'AMF, Autorité des Marchés Financiers, 17 Place de la Bourse, 75082 Cedex 02.

Other relevant information

When this product is used as a unit-linked fund for a life insurance or endowment policy, additional information about this policy – such as the policy costs (which are not included in the costs set out in this document), the contact person for making a claim and what happens should the insurance company default – is set out in the key information document for this policy, which must be provided by your insurer or broker or any other insurance intermediary under its statutory obligation.

SFDR categorisation: Article 8

The Fund promotes environmental and/or social characteristics and governance within the meaning of Article 8 of Regulation (EU) 2019/2088 on sustainability-related disclosures in the financial services sector ("SFDR"). For more information about sustainable finance, please visit the website: <https://www.ofi-invest-am.com/en/sustainable-finance>.

Information about the past performance of the Fund presented over five years, along with calculations of past performance scenarios, is available at: <https://www.ofi-invest-am.com/en/produits>

The Remuneration Policy and any updates are available at www.ofi-invest-am.com and can also be provided in hard copy format free of charge or on written request sent to the address above.

Ofi Invest Asset Management can only be held liable for statements contained in this document that are misleading, inaccurate or inconsistent with the corresponding sections of the Fund prospectus.

Purpose

This document provides you with key information about this investment product. It is not marketing material. The information is required by law to help you understand the nature, risks, costs, potential gains and losses of this product and to help you compare it with other products.

Product

Ofi Invest Actions Japon – Afer Génération Actions Japon H unit • ISIN: FR001400TXL8

A UCI managed by Ofi Invest Asset Management (Aéma Groupe) - A Public Limited Company with a Board of Directors - 22 rue Vernier - 75017 PARIS

Please call +33 (0)1 40 68 17 10 for any further information you may require, or go to our website: www.ofi-invest-am.com.

The French Financial Markets Authority (Autorité des Marchés Financiers - AMF) is responsible for supervising Ofi Invest Asset Management in relation to this Key Information Document.

Ofi Invest Asset Management is authorised (under no. GP-92-12) and regulated by the AMF.

Date of production of the KID: 16/05/2025

What is this product?

Type: Undertaking for Collective Investment in Transferable Securities (UCITS) under French law, created in the form of a Mutual Fund (hereinafter the "Fund").

Term: There is no maturity date for this product, although it was created with a term of 99 years. It may be liquidated or merged with another fund under the conditions set out in the Fund's regulations.

Objectives: The objective of the Fund is to capture the financial potential of the Japanese economy, offering performance to investors related to changes on the Japanese equity market over the recommended five-year holding period.

The fundamental approach to portfolio management is based on stock picking, i.e., the ability of managers to select companies based on qualitative and quantitative criteria such as: their intrinsic qualities, their potential for above-average stock market appreciation thanks to an analysis of the companies in which the fund invests and their valuation. No investment decision is made without being supported by strong valuation arguments.

Alongside the financial analysis, as part of their study, the manager also analyses non-financial criteria for optimum selection of securities in the portfolio. The proportion of stocks undergoing an ESG analysis in the portfolio must be higher than 90% of the fund's net assets (excluding cash, UCIs and derivatives).

Management adopts a Best-in-Class ESG approach, which consists of excluding 20%, as a weighting, of the securities with the lowest ESG scores in each sector of the comparison SRI universe, including those securities comprising the TOPIX index.

The ESG analysis of issuers is carried out using a specifically developed proprietary tool that automates the quantitative processing of ESG data, combined with a qualitative analysis performed by the ESG analysis team. Examples of ESG criteria analysed include information security policies and Board independence. The main methodological limitations of the Fund's non-financial strategy are those faced by Ofi Invest Asset Management when developing its ESG rating model (problem associated with non-disclosure of incomplete disclosure by certain companies of information, problem associated with the quantity and quality of ESG data to be processed).

The management strategy is discretionary in terms of stock picking. Between 60% and 100% of the net assets in the Fund's portfolio will be invested on the Japanese listed equity market, and up to 10% of the Fund's portfolio will be invested in other countries, including emerging countries. The rest of the portfolio will be invested, on the basis of between 0% and 40% of the net assets, in debt securities and money market instruments, issued on the Japanese market and up to 10% of the rest of the portfolio will be invested in securities from other countries, including emerging countries.

The portfolio's exposure may also be achieved or adjusted by means of derivatives.

The Fund's sensitivity range will be between 0 and +8.

Up to 100% of the Fund's net assets will be exposed to currency risk.

Derivatives and embedded derivatives may be used to expose and/or hedge the Fund's exposure above the net assets. The Fund's overall risk is calculated using the commitment method. Calculated using the commitment approach, including exposure via paper securities, units or shares of UCIs and derivative instruments, the Fund's consolidated exposure level may represent up to 300% of the net assets (gross leverage) and up to 200% of the net assets (net leverage).

In order to achieve the management objective, the Fund may use temporary purchases and sales of securities.

Benchmark index: The Fund's benchmark is the Topix Net Total Return index (Euro Hedged for the AH, IH, XXL H, XL H and RF H units). The index is constructed from the 2,000 shares listed in the first section of the Tokyo Stock Exchange. It is calculated by weighting each security according to its market capitalisation.

The Fund is actively managed. The composition of the Fund may deviate significantly from the benchmark allocation.

Subscription and redemption procedures: Investors may request the subscription or redemption of their units, either as an amount or as a number of units, on every trading day, from the centralising agent Société Générale S.A. (32, rue du Champ de Tir - 44000 Nantes - France). Subscription and redemption orders (processed at an unknown price) are centralised daily every day before 12:00 pm (D-1) and are executed on the basis of the net asset value (dated D) calculated on D+1, based on the closing prices on D. For subscriptions or redemptions that go through another institution, additional time for routing these orders is required for instructions to be processed.

The net asset value is calculated on each trading day, with the exception of public holidays in France or Japan (the NAV is therefore not calculated on closing days of one of the following stock exchanges: Paris, Tokyo).

This unit accumulates and/or distributes its distributable amounts.

Intended retail investor: This unit is open to all subscribers, and is more specifically intended to be used as a vehicle for AFER GENERATION life insurance policies taken out with the Groupe Abeille Assurances. It is aimed at investors who are sufficiently experienced to assess the merits and risks of a speculative management strategy on international interest rate markets, and of exposure to the risks detailed in the prospectus. Potential investors are advised to have an investment horizon of at least five years. Capital is not guaranteed for investors, who should be able to bear losses equal to the amount of their investment in the Fund. Units of the Fund may not be subscribed by US Persons (see "Subscribers concerned and typical investor profile" section of the prospectus).

Recommendation: the recommended holding period is five years. This Fund may not be suitable for investors who plan to withdraw their contribution before five years have elapsed.

Depositary: Société Générale S.A

Further information (prospectus, annual report, half-yearly report), along with information on other share classes, is available free of charge, in French, at the address below. This information may also be sent by post within one week on written request from the investor sent to:

Ofi Invest Asset Management
 Direction Juridique
 22 Rue Vernier - 75017 Paris - France

The Fund's net asset value is available on the AMF website (www.amf-france.org) and on the Management Company's website (www.ofi-invest-am.com).

What are the risks and what could I get in return?

Summary Risk Indicator:



The risk indicator assumes you keep the product for the recommended holding period of five years. The actual risk can vary if you exit before the recommended holding period and you may get back less. The summary risk indicator is a guide to the level of risk of this product compared to other products. It shows how likely it is that the product will lose money because of movements in the markets or because we are not able to pay you.

We have classified this product as 4 out of 7, which is an **average** risk class; in other words, the potential losses from future performance of the product are at a level between average and high, and if market conditions were to deteriorate, it is possible that our capacity to pay you would be affected.

This product does not include any protection from future market performance, so you could lose some or all of your investment.

Other materially relevant risks not included in the Summary Risk Indicator are:

- Credit risk: the issuer of a debt security held by the Fund is no longer able to make the coupon payments or repay the capital.
- Liquidity risk: the potential major impact on asset prices when a financial market is unable to absorb transaction volumes.
- Counterparty risk: the investor is exposed to the risk of a counterparty defaulting or being unable to meet its contractual obligations as part of an over-the-counter transaction.

Performance scenarios

The figures shown include all the costs of the product itself, but may not include all the costs that you pay to your advisor or distributor. The figures do not take into account your personal tax situation, which may also affect how much you get back.

What you will get from this product depends on future market performance. Market developments in the future are uncertain and cannot be accurately predicted.

The unfavourable, moderate, and favourable scenarios shown are illustrations using the worst, average, and best performance of the product over a one-year period and over the recommended holding period. They are calculated based on a past performance record of at least ten years. If the past performance record is not long enough, it will be supplemented with assumptions used by the Management Company. Markets could develop very differently in the future. The stress scenario shows what you might get back in extreme market circumstances.

Example Investment: €10,000		If you exit after 1 year	If you exit after 5 years (recommended holding period)
Minimum	There is no minimum guaranteed return. You could lose some or all of your investment		
Stress	What you might get back after costs	€3,400	€3,040
	Average return each year	-65.99%	-21.18%
Unfavourable	What you might get back after costs	€7,580	€9,890
	Average return each year	-24.2%	-0.22%
Moderate	What you might get back after costs	€10,770	€13,550
	Average return each year	7.67%	6.27%
Favourable	What you might get back after costs	€14,120	€20,840
	Average return each year	41.21%	15.82%

The scenarios are based on an investment (compared to a history of established net asset values cumulated with a market index deemed relevant, detailed on the Management Company's website) carried out:

- between 1st September 2019 and 1st September 2022 for the unfavourable scenario;
- between 1st May 2015 and 1st May 2018 for the moderate scenario; and
- between 1st December 2018 and 1st December 2021 for the favourable scenario.

What happens if the PMC is unable to pay out?

The Fund is a collective financial instrument investment and deposit vehicle, which is separate from the Management Company. Should there be a default by the Management Company, the Fund assets held by the depositary will not be affected. Should there be a default by the depositary, the risk of loss of the Fund is mitigated as a result of the depositary's assets being segregated by law from the assets of the Fund.

What are the costs?

The person advising on or selling you this product may charge you other costs. If so, this person will provide you with information about these costs and how they affect your investment.

The tables show the amounts that are taken from your investment to cover different types of costs. These amounts depend on how much you invest and how long you hold the product. The amounts shown here are illustrations based on an example investment amount and different possible investment periods. We have assumed:

- €10,000 is invested;
- in the first year you would get back the amount that you invested (0% annual return);
- for the other holding periods we have assumed the product performs as shown in the moderate scenario.

Costs over time (for an investment of €10,000)

	If you exit after 1 year	If you exit after 5 years
Total costs	€446	€728
Annual cost impact (*)	4.48%	1.39% per year

(*) This illustrates how costs reduce your return each year over the holding period. For example it shows that if you exit at the end of the recommended holding period, your average return per year is projected to be 7.66% before costs and 6.27% after costs.

Composition of Costs

One-off costs upon entry or exit	Annual cost impact if you exit after 1 year.	
Entry costs	4% of the amount you pay in when entering this investment. This is the maximum amount that may be deducted from your capital before it is invested. In some cases, you may pay less.	Up to €400
Exit costs	There are no exit costs for this product.	None
Ongoing costs taken each year		
Management fees and other administrative and operating costs	0.4%. This is an estimate based on actual costs over the last financial year ended at the end of August 2024. This figure may vary from one financial year to the next.	€38
Transaction costs	0.08% of the value of your investment per year. This is an estimate of the costs incurred when we buy and sell the underlying investments for the product. The actual amount will vary depending on how much we buy and sell.	€8
Incidental costs taken under specific conditions		
Performance fees	There is no performance fee for this product.	None

How long should I hold my investment in the Fund for and can I withdraw money early?

Recommended holding period: 5 years

You can redeem your investment at any time. However, the recommended holding period as shown is intended to minimise your risk of capital loss in the event of redemption before this period, although this does not constitute a guarantee.

How can I complain?

For any complaint relating to the Fund, subscribers may consult their advisor or contact Ofi Invest Asset Management:

- either by post: Ofi Invest Asset Management - 22 Rue Vernier - 75017 Paris - France
- or by e-mail directly at the following address: service.client@ofi-invest.com or on the website: www.ofi-invest-am.com

If you are not satisfied with the response given, you may also refer the matter to the AMF Ombudsman via the following link: www.amf-france.org (mediation section) or write to the following address: Médiateur de l'AMF, Autorité des Marchés Financiers, 17 Place de la Bourse, 75082 Cedex 02.

Other relevant information

When this product is used as a unit-linked fund for a life insurance or endowment policy, additional information about this policy – such as the policy costs (which are not included in the costs set out in this document), the contact person for making a claim and what happens should the insurance company default – is set out in the key information document for this policy, which must be provided by your insurer or broker or any other insurance intermediary under its statutory obligation.

SFDR categorisation: Article 8

The Fund promotes environmental and/or social characteristics and governance within the meaning of Article 8 of Regulation (EU) 2019/2088 on sustainability-related disclosures in the financial services sector ("SFDR"). For more information about sustainable finance, please visit the website: <https://www.ofi-invest-am.com/en/sustainable-finance>.

Information about the past performance of the Fund presented over five years, along with calculations of past performance scenarios, is available at: <https://www.ofi-invest-am.com/en/produits>

The Remuneration Policy and any updates are available at www.ofi-invest-am.com and can also be provided in hard copy format free of charge or on written request sent to the address above.

Ofi Invest Asset Management can only be held liable for statements contained in this document that are misleading, inaccurate or inconsistent with the corresponding sections of the Fund prospectus.

Purpose

This document provides you with key information about this investment product. It is not marketing material. The information is required by law to help you understand the nature, risks, costs, potential gains and losses of this product and to help you compare it with other products.

Product

Ofi Invest Actions Japon – Afer Actions Japon H unit • ISIN: FR001400TXM6

A UCI managed by Ofi Invest Asset Management (Aéma Groupe) – A Public Limited Company with a Board of Directors – 22 rue Vernier – 75017

Please call +33 (0)1 40 68 17 10 for any further information you may require, or go to our website: www.ofi-invest-am.com.

The French Financial Markets Authority (Autorité des Marchés Financiers - AMF) is responsible for supervising Ofi Invest Asset Management in relation to this Key Information Document.

Ofi Invest Asset Management is authorised (under no. GP-92-12) and regulated by the AMF.

Date of production of the KID: 16/05/2025

What is this product?

Type: Undertaking for Collective Investment in Transferable Securities (UCITS) under French law, created in the form of a Mutual Fund (hereinafter the “Fund”).

Term: There is no maturity date for this product, although it was created with a term of 99 years. It may be liquidated or merged with another fund under the conditions set out in the Fund's regulations.

Objectives: The objective of the Fund is to capture the financial potential of the Japanese economy, offering performance to investors related to changes on the Japanese equity market over the recommended five-year holding period.

The fundamental approach to portfolio management is based on stock picking, i.e., the ability of managers to select companies based on qualitative and quantitative criteria such as: their intrinsic qualities, their potential for above-average stock market appreciation thanks to an analysis of the companies in which the fund invests and their valuation. No investment decision is made without being supported by strong valuation arguments.

Alongside the financial analysis, as part of their study, the manager also analyses non-financial criteria for optimum selection of securities in the portfolio. The proportion of stocks undergoing an ESG analysis in the portfolio must be higher than 90% of the fund's net assets (excluding cash, UCIs and derivatives).

Management adopts a Best-in-Class ESG approach, which consists of excluding 20%, as a weighting, of the securities with the lowest ESG scores in each sector of the comparison SRI universe, including those securities comprising the TOPIX index.

The ESG analysis of issuers is carried out using a specifically developed proprietary tool that automates the quantitative processing of ESG data, combined with a qualitative analysis performed by the ESG analysis team. Examples of ESG criteria analysed include information security policies and Board independence. The main methodological limitations of the Fund's non-financial strategy are those faced by Ofi Invest Asset Management when developing its ESG rating model (problem associated with non-disclosure of incomplete disclosure by certain companies of information, problem associated with the quantity and quality of ESG data to be processed).

The management strategy is discretionary in terms of stock picking.

Between 60% and 100% of the net assets in the Fund's portfolio will be invested on the Japanese listed equity market, and up to 10% of the Fund's portfolio will be invested in other countries, including emerging countries. The rest of the portfolio will be invested, on the basis of between 0% and 40% of the net assets, in debt securities and money market instruments, issued on the Japanese market and up to 10% of the rest of the portfolio will be invested in securities from other countries, including emerging countries.

The portfolio's exposure may also be achieved or adjusted by means of derivatives.

The Fund's sensitivity range will be between 0 and +8.

Up to 100% of the Fund's net assets will be exposed to currency risk.

Derivatives and embedded derivatives may be used to expose and/or hedge the Fund's exposure above the net assets. The Fund's overall risk is calculated using the commitment method. Calculated using the commitment approach, including exposure via paper securities, units or shares of UCIs and derivative instruments, the Fund's consolidated exposure level may represent up to 300% of the net assets (gross leverage) and up to 200% of the net assets (net leverage).

In order to achieve the management objective, the Fund may use temporary purchases and sales of securities.

Benchmark index: The Fund's benchmark is the Topix Net Total Return index (Euro Hedged for the AH, IH, XXL H, XL H and RF H units). The index is constructed from the 2,000 shares listed in the first section of the Tokyo Stock Exchange. It is calculated by weighting each security according to its market capitalisation.

The Fund is actively managed. The composition of the Fund may deviate significantly from the benchmark allocation.

Subscription and redemption procedures: Investors may request the subscription or redemption of their units, either as an amount or as a number of units, on every trading day, from the centralising agent Société Générale S.A. (32, rue du Champ de Tir - 44000 Nantes - France). Subscription and redemption orders (processed at an unknown price) are centralised daily every day before 12:00 pm (D-1) and are executed on the basis of the net asset value (dated D) calculated on D+1, based on the closing prices on D. For subscriptions or redemptions that go through another institution, additional time for routing these orders is required for instructions to be processed.

The net asset value is calculated on each trading day, with the exception of public holidays in France or Japan (the NAV is therefore not calculated on closing days of one of the following stock exchanges: Paris, Tokyo).

This unit accumulates and/or distributes its distributable amounts.

Intended retail investor: This unit is open to all subscribers, and is more specifically intended to be used as a vehicle for life insurance policies taken out by AFER with the Groupe Abeille Assurances. It is aimed at investors who are sufficiently experienced to assess the merits and risks of a speculative management strategy on international interest rate markets, and of exposure to the risks detailed in the prospectus. Potential investors are advised to have an investment horizon of at least five years. Capital is not guaranteed for investors, who should be able to bear losses equal to the amount of their investment in the Fund. Units of the Fund may not be subscribed by US Persons (see “Subscribers concerned and typical investor profile” section of the prospectus).

Recommendation: the recommended holding period is five years. This Fund may not be suitable for investors who plan to withdraw their contribution before five years have elapsed.

Depository: Société Générale S.A

Further information (prospectus, annual report, half-yearly report), along with information on other share classes, is available free of charge, in French, at the address below. This information may also be sent by post within one week on written request from the investor sent to:

Ofi Invest Asset Management
 Direction Juridique
 22 Rue Vernier - 75017 Paris - France

The Fund's net asset value is available on the AMF website (www.amf-france.org) and on the Management Company's website (www.ofi-invest-am.com).

What are the risks and what could I get in return?

Summary Risk Indicator:



! The risk indicator assumes you keep the product for the recommended holding period of five years. The actual risk can vary if you exit before the recommended holding period and you may get back less. The summary risk indicator is a guide to the level of risk of this product compared to other products. It shows how likely it is that the product will lose money because of movements in the markets or because we are not able to pay you.

We have classified this product as 4 out of 7, which is an **average** risk class; in other words, the potential losses from future performance of the product are at a level between average and high, and if market conditions were to deteriorate, it is possible that our capacity to pay you would be affected.

This product does not include any protection from future market performance, so you could lose some or all of your investment.

Other materially relevant risks not included in the Summary Risk Indicator are:

- Credit risk: the issuer of a debt security held by the Fund is no longer able to make the coupon payments or repay the capital.
- Liquidity risk: the potential major impact on asset prices when a financial market is unable to absorb transaction volumes.
- Counterparty risk: the investor is exposed to the risk of a counterparty defaulting or being unable to meet its contractual obligations as part of an over-the-counter transaction.

Performance scenarios

The figures shown include all the costs of the product itself, but may not include all the costs that you pay to your advisor or distributor. The figures do not take into account your personal tax situation, which may also affect how much you get back.

What you will get from this product depends on future market performance. Market developments in the future are uncertain and cannot be accurately predicted.

The unfavourable, moderate, and favourable scenarios shown are illustrations using the worst, average, and best performance of the product over a one-year period and over the recommended holding period. They are calculated based on a past performance record of at least ten years. If the past performance record is not long enough, it will be supplemented with assumptions used by the Management Company. Markets could develop very differently in the future. The stress scenario shows what you might get back in extreme market circumstances.

Example Investment: €10,000		If you exit after 1 year	If you exit after 5 years (recommended holding period)
Minimum	There is no minimum guaranteed return. You could lose some or all of your investment		
Stress	What you might get back after costs	€3,330	€2,900
	Average return each year	-66.74%	-21.93%
Unfavourable	What you might get back after costs	€7,500	€9,520
	Average return each year	-25.0%	-0.97%
Moderate	What you might get back after costs	€10,690	€13,080
	Average return each year	6.92%	5.52%
Favourable	What you might get back after costs	€14,050	€20,170
	Average return each year	40.46%	15.07%

The scenarios are based on an investment (compared to a history of established net asset values cumulated with a market index deemed relevant, detailed on the Management Company's website) carried out:

- between 1st September 2019 and 1st September 2022 for the unfavourable scenario;
- between 1st May 2015 and 1st May 2018 for the moderate scenario; and
- between 1st December 2018 and 1st December 2021 for the favourable scenario.

What happens if the PMC is unable to pay out?

The Fund is a collective financial instrument investment and deposit vehicle, which is separate from the Management Company. Should there be a default by the Management Company, the Fund assets held by the depositary will not be affected. Should there be a default by the depositary, the risk of loss of the Fund is mitigated as a result of the depositary's assets being segregated by law from the assets of the Fund.

What are the costs?

The person advising on or selling you this product may charge you other costs. If so, this person will provide you with information about these costs and how they affect your investment.

The tables show the amounts that are taken from your investment to cover different types of costs. These amounts depend on how much you invest and how long you hold the product. The amounts shown here are illustrations based on an example investment amount and different possible investment periods. We have assumed:

- €10,000 is invested;
- in the first year you would get back the amount that you invested (0% annual return);
- for the other holding periods we have assumed the product performs as shown in the moderate scenario.

Costs over time (for an investment of €10,000)

	If you exit after 1 year	If you exit after 5 years
Total costs	€518	€1,225
Annual cost impact (*)	5.23%	2.17% each year

(*) This illustrates how costs reduce your return each year over the holding period. For example it shows that if you exit at the end of the recommended holding period, your average return per year is expected to be 7.69% before costs and 5.52% after costs.

Composition of Costs

One-off costs upon entry or exit	Annual cost impact if you exit after 1 year.	
Entry costs	4% of the amount you pay in when entering this investment. This is the maximum amount that may be deducted from your capital before it is invested. In some cases, you may pay less.	Up to €400
Exit costs	There are no exit costs for this product.	None
Ongoing costs taken each year		
Management fees and other administrative and operating costs	1.15%. This is an estimate based on actual costs over the last financial year ended at the end of August 2024. This figure may vary from one financial year to the next.	€110
Transaction costs	0.08% of the value of your investment per year. This is an estimate of the costs incurred when we buy and sell the underlying investments for the product. The actual amount will vary depending on how much we buy and sell.	€8
Incidental costs taken under specific conditions		
Performance fees	There is no performance fee for this product.	None

How long should I hold my investment in the Fund for and can I withdraw money early?

Recommended holding period: 5 years

You can redeem your investment at any time. However, the recommended holding period as shown is intended to minimise your risk of capital loss in the event of redemption before this period, although this does not constitute a guarantee.

How can I complain?

For any complaint relating to the Fund, subscribers may consult their advisor or contact Ofi Invest Asset Management:

- either by post: Ofi Invest Asset Management - 22 Rue Vernier - 75017 Paris - France
- or by e-mail directly at the following address: service.client@ofi-invest.com or on the website: www.ofi-invest-am.com

If you are not satisfied with the response given, you may also refer the matter to the AMF Ombudsman via the following link: www.amf-france.org (mediation section) or write to the following address: Médiateur de l'AMF, Autorité des Marchés Financiers, 17 Place de la Bourse, 75082 Cedex 02.

Other relevant information

When this product is used as a unit-linked fund for a life insurance or endowment policy, additional information about this policy – such as the policy costs (which are not included in the costs set out in this document), the contact person for making a claim and what happens should the insurance company default – is set out in the key information document for this policy, which must be provided by your insurer or broker or any other insurance intermediary under its statutory obligation.

SFDR categorisation: Article 8

The Fund promotes environmental and/or social characteristics and governance within the meaning of Article 8 of Regulation (EU) 2019/2088 on sustainability-related disclosures in the financial services sector (SFDR). For more information about sustainable finance, please visit the website: <https://www.ofi-invest-am.com/en/sustainable-finance>.

Information about the past performance of the Fund presented over five years, along with calculations of past performance scenarios, is available at: <https://www.ofi-invest-am.com/en/produits>

The Remuneration Policy and any updates are available at www.ofi-invest-am.com and can also be provided in hard copy format free of charge or on written request sent to the address above.

Ofi Invest Asset Management can only be held liable for statements contained in this document that are misleading, inaccurate or inconsistent with the corresponding sections of the Fund prospectus.

Purpose

This document provides you with key information about this investment product. It is not marketing material. The information is required by law to help you understand the nature, risks, costs, potential gains and losses of this product and to help you compare it with other products.

Product

Ofi Invest Actions Japon – Afer Actions Japon unit • ISIN: FR001400T1B8

A UCI managed by Ofi Invest Asset Management (Aéma Groupe) - A Public Limited Company with a Board of Directors - 22 rue Vernier - 75017 PARIS
 Please call +33 (0)1 40 68 17 10 for any further information you may require, or go to our website: www.ofi-invest-am.com.

The French Financial Markets Authority (Autorité des Marchés Financiers - AMF) is responsible for supervising Ofi Invest Asset Management in relation to this Key Information Document.
 Ofi Invest Asset Management is authorised (under no. GP-92-12) and regulated by the AMF.

Date of production of the KID: 16/05/2025

What is this product?

Type: Undertaking for Collective Investment in Transferable Securities (UCITS) under French law, created in the form of a Mutual Fund (hereinafter the "Fund").

Term: There is no maturity date for this product, although it was created with a term of 99 years. It may be liquidated or merged with another fund under the conditions set out in the Fund's regulations.

Objectives: The objective of the Fund is to capture the financial potential of the Japanese economy, offering performance to investors related to changes on the Japanese equity market over the recommended five-year holding period.

The fundamental approach to portfolio management is based on stock picking, i.e., the ability of managers to select companies based on qualitative and quantitative criteria such as: their intrinsic qualities, their potential for above-average stock market appreciation thanks to an analysis of the companies in which the fund invests and their valuation. No investment decision is made without being supported by strong valuation arguments.

Alongside the financial analysis, as part of their study, the manager also analyses non-financial criteria for optimum selection of securities in the portfolio. The proportion of stocks undergoing an ESG analysis in the portfolio must be higher than 90% of the fund's net assets (excluding cash, UCIs and derivatives).

Management adopts a Best-in-Class ESG approach, which consists of excluding 20%, as a weighting, of the securities with the lowest ESG scores in each sector of the comparison SRI universe, including those securities comprising the TOPIX index.

The ESG analysis of issuers is carried out using a specifically developed proprietary tool that automates the quantitative processing of ESG data, combined with a qualitative analysis performed by the ESG analysis team. Examples of ESG criteria analysed include information security policies and Board independence. The main methodological limitations of the Fund's non-financial strategy are those faced by Ofi Invest Asset Management when developing its ESG rating model (problem associated with non-disclosure of incomplete disclosure by certain companies of information, problem associated with the quantity and quality of ESG data to be processed).

The management strategy is discretionary in terms of stock picking. Between 60% and 100% of the net assets in the Fund's portfolio will be invested on the Japanese listed equity market, and up to 10% of the Fund's portfolio will be invested in other countries, including emerging countries. The rest of the portfolio will be invested, on the basis of between 0% and 40% of the net assets, in debt securities and money market instruments, issued on the Japanese market and up to 10% of the rest of the portfolio will be invested in securities from other countries, including emerging countries.

The portfolio's exposure may also be achieved or adjusted by means of derivatives.

The Fund's sensitivity range will be between 0 and +8.

Up to 100% of the Fund's net assets will be exposed to currency risk.

Derivatives and embedded derivatives may be used to expose and/or hedge the Fund's exposure above the net assets. The Fund's overall risk is calculated using the commitment method. Calculated using the commitment approach, including exposure via paper securities, units or shares of UCIs and derivative instruments, the Fund's consolidated exposure level may represent up to 300% of the net assets (gross leverage) and up to 200% of the net assets (net leverage).

In order to achieve the management objective, the Fund may use temporary purchases and sales of securities.

Benchmark index: The Fund's benchmark is the Topix Net Total Return index (Euro Hedged for the AH, IH, XXL H, XL H and RF H units). The index is constructed from the 2,000 shares listed in the first section of the Tokyo Stock Exchange. It is calculated by weighting each security according to its market capitalisation.
 The Fund is actively managed. The composition of the Fund may deviate significantly from the benchmark allocation.

Subscription and redemption procedures: Investors may request the subscription or redemption of their units, either as an amount or as a number of units, on every trading day, from the centralising agent Société Générale S.A. (32, rue du Champ de Tir - 44000 Nantes - France). Subscription and redemption orders (processed at an unknown price) are centralised daily every day before 12:00 pm (D-1) and are executed on the basis of the net asset value (dated D) calculated on D+1, based on the closing prices on D. For subscriptions or redemptions that go through another institution, additional time for routing these orders is required for instructions to be processed.

The net asset value is calculated on each trading day, with the exception of public holidays in France or Japan (the NAV is therefore not calculated on closing days of one of the following stock exchanges: Paris, Tokyo).

This unit accumulates and/or distributes its distributable amounts.

Intended retail investor: This unit is open to all subscribers, and is more specifically intended to be used as a vehicle for life insurance policies taken out by AFER with the Groupe Abeille Assurances. It is aimed at investors who are sufficiently experienced to assess the merits and risks of a speculative management strategy on international interest rate markets, and of exposure to the risks detailed in the prospectus. Potential investors are advised to have an investment horizon of at least five years. Capital is not guaranteed for investors, who should be able to bear losses equal to the amount of their investment in the Fund. Units of the Fund may not be subscribed by US Persons (see "Subscribers concerned and typical investor profile" section of the prospectus).

Recommendation: the recommended holding period is five years. This Fund may not be suitable for investors who plan to withdraw their contribution before five years have elapsed.

Depositary: Société Générale S.A

Further information (prospectus, annual report, half-yearly report), along with information on other share classes, is available free of charge, in French, at the address below. This information may also be sent by post within one week on written request from the investor sent to:

Ofi Invest Asset Management
 Direction Juridique
 22 Rue Vernier - 75017 Paris - France

The Fund's net asset value is available on the AMF website (www.amf-france.org) and on the Management Company's website (www.ofi-invest-am.com).

What are the risks and what could I get in return?

Summary Risk Indicator:



! The risk indicator assumes you keep the product for the recommended holding period of five years. The actual risk can vary if you exit before the recommended holding period and you may get back less. The summary risk indicator is a guide to the level of risk of this product compared to other products. It shows how likely it is that the product will lose money because of movements in the markets or because we are not able to pay you.

We have classified this product as 4 out of 7, which is an **average** risk class; in other words, the potential losses from future performance of the product are at a level between average and high, and if market conditions were to deteriorate, it is possible that our capacity to pay you would be affected.

This product does not include any protection from future market performance, so you could lose some or all of your investment.

Other materially relevant risks not included in the Summary Risk Indicator are:

- **Credit risk:** the issuer of a debt security held by the Fund is no longer able to make the coupon payments or repay the capital.
- **Liquidity risk:** the potential major impact on asset prices when a financial market is unable to absorb transaction volumes.
- **Counterparty risk:** the investor is exposed to the risk of a counterparty defaulting or being unable to meet its contractual obligations as part of an over-the-counter transaction.

Performance scenarios

The figures shown include all the costs of the product itself, but may not include all the costs that you pay to your advisor or distributor. The figures do not take into account your personal tax situation, which may also affect how much you get back.

What you will get from this product depends on future market performance. Market developments in the future are uncertain and cannot be accurately predicted.

The unfavourable, moderate, and favourable scenarios shown are illustrations using the worst, average, and best performance of the product over a one-year period and over the recommended holding period. They are calculated based on a past performance record of at least ten years. If the past performance record is not long enough, it will be supplemented with assumptions used by the Management Company. Markets could develop very differently in the future. The stress scenario shows what you might get back in extreme market circumstances.

Example Investment: €10,000		If you exit after 1 year	If you exit after 5 years (recommended holding period)
Minimum	There is no minimum guaranteed return. You could lose some or all of your investment		
Stress	What you might get back after costs	€3,500	€2,890
	Average return each year	-65.00%	-22.00%
Unfavourable	What you might get back after costs	€8,300	€10,000
	Average return each year	-17.0%	0.00%
Moderate	What you might get back after costs	€10,500	€12,760
	Average return each year	5.00%	5.00%
Favourable	What you might get back after costs	€12,700	€16,110
	Average return each year	27.00%	10.00%

The scenarios are based on an investment (compared to a history of established net asset values cumulated with a market index deemed relevant, detailed on the Management Company's website) carried out:

- between 1st August 2021 and 1st March 2024 for the unfavourable scenario;
- between 1st June 2015 and 1st June 2020 for the moderate scenario; and
- between 1st February 2016 and 1st February 2021 for the favourable scenario.

What happens if the PMC is unable to pay out?

The Fund is a collective financial instrument investment and deposit vehicle, which is separate from the Management Company. Should there be a default by the Management Company, the Fund assets held by the depositary will not be affected. Should there be a default by the depositary, the risk of loss of the Fund is mitigated as a result of the depositary's assets being segregated by law from the assets of the Fund.

What are the costs?

The person advising on or selling you this product may charge you other costs. If so, this person will provide you with information about these costs and how they affect your investment.

The tables show the amounts that are taken from your investment to cover different types of costs. These amounts depend on how much you invest and how long you hold the product. The amounts shown here are illustrations based on an example investment amount and different possible investment periods. We have assumed:

- €10,000 is invested;
- in the first year you would get back the amount that you invested (0% annual return);
- for the other holding periods we have assumed the product performs as shown in the moderate scenario.

Costs over time (for an investment of €10,000)

	If you exit after 1 year	If you exit after 5 years
Total costs	€518	€1,204
Annual cost impact (*)	5.23%	2.16% each year

(*) This illustrates how costs reduce your return each year over the holding period. For example it shows that if you exit at the end of the recommended holding period, your average return per year is projected to be 7.16% before costs and 5% after costs.

Composition of Costs

One-off costs upon entry or exit	Annual cost impact if you exit after 1 year.	
Entry costs	4% of the amount you pay in when entering this investment. This is the maximum amount that may be deducted from your capital before it is invested. In some cases, you may pay less.	Up to €400
Exit costs	There are no exit costs for this product.	None
Ongoing costs taken each year		
Management fees and other administrative and operating costs	1.15%. This is an estimate based on actual costs over the last financial year ended at the end of August 2024. This figure may vary from one financial year to the next.	€38
Transaction costs	0.08% of the value of your investment per year. This is an estimate of the costs incurred when we buy and sell the underlying investments for the product. The actual amount will vary depending on how much we buy and sell.	€8
Incidental costs taken under specific conditions		
Performance fees	There is no performance fee for this product.	None

How long should I hold my investment in the Fund for and can I withdraw money early?

Recommended holding period: 5 years

You can redeem your investment at any time. However, the recommended holding period as shown is intended to minimise your risk of capital loss in the event of redemption before this period, although this does not constitute a guarantee.

How can I complain?

For any complaint relating to the Fund, subscribers may consult their advisor or contact Ofi Invest Asset Management:

- either by post: Ofi Invest Asset Management - 22 Rue Vernier - 75017 Paris - France
- or by e-mail directly at the following address: service.client@ofi-invest.com or on the website: www.ofi-invest-am.com

If you are not satisfied with the response given, you may also refer the matter to the AMF Ombudsman via the following link: www.amf-france.org (mediation section) or write to the following address: Médiateur de l'AMF, Autorité des Marchés Financiers, 17 Place de la Bourse, 75082 Cedex 02.

Other relevant information

When this product is used as a unit-linked fund for a life insurance or endowment policy, additional information about this policy – such as the policy costs (which are not included in the costs set out in this document), the contact person for making a claim and what happens should the insurance company default – is set out in the key information document for this policy, which must be provided by your insurer or broker or any other insurance intermediary under its statutory obligation.

SFDR categorisation: Article 8

The Fund promotes environmental and/or social characteristics and governance within the meaning of Article 8 of Regulation (EU) 2019/2088 on sustainability-related disclosures in the financial services sector ("SFDR"). For more information about sustainable finance, please visit the website: <https://www.ofi-invest-am.com/en/sustainable-finance>.

Information about the past performance of the Fund presented over five years, along with calculations of past performance scenarios, is available at: <https://www.ofi-invest-am.com/en/produits>

The Remuneration Policy and any updates are available at www.ofi-invest-am.com and can also be provided in hard copy format free of charge or on written request sent to the address above.

Ofi Invest Asset Management can only be held liable for statements contained in this document that are misleading, inaccurate or inconsistent with the corresponding sections of the Fund prospectus.

Purpose

This document provides you with key information about this investment product. It is not marketing material. The information is required by law to help you understand the nature, risks, costs, potential gains and losses of this product and to help you compare it with other products.

Product

Ofi Invest Actions Japon - XL unit • ISIN: FR0010247072

A UCI managed by Ofi Invest Asset Management (Aéma Groupe) - A Public Limited Company with a Board of Directors - 22 rue Vernier - 75017 Paris

Please call +33 (0)1 40 68 17 10 for any further information you may require, or go to our website: www.ofi-invest-am.com.

The French Financial Markets Authority (Autorité des Marchés Financiers - AMF) is responsible for supervising Ofi Invest Asset Management in relation to this Key Information Document.

Ofi Invest Asset Management is authorised (under no. GP-92-12) and regulated by the AMF.

This PRIIPS is authorised for marketing in Italy and regulated by the CONSOB.

Date of production of the KID: 16/05/2025

What is this product?

Type: Undertaking for Collective Investment in Transferable Securities (UCITS) under French law, created in the form of a Mutual Fund (hereinafter the "Fund").

Term: There is no maturity date for this product, although it was created with a term of 99 years. It may be liquidated or merged with another fund under the conditions set out in the Fund's regulations.

Objectives: The objective of the Fund is to capture the financial potential of the Japanese economy, offering performance to investors related to changes on the Japanese equity market over the recommended five-year holding period and applying an SRI filter.

The fundamental approach to portfolio management is based on stock picking, i.e., the ability of managers to select companies based on qualitative and quantitative criteria such as: their intrinsic qualities, their potential for above-average stock market appreciation thanks to an analysis of the companies in which the fund invests and their valuation. No investment decision is made without being supported by strong valuation arguments.

Alongside the financial analysis, as part of their study, the manager also analyses non-financial criteria for optimum selection of securities in the portfolio. The proportion of stocks undergoing an ESG analysis in the portfolio must be higher than 90% of the fund's net assets (excluding cash, UCIs and derivatives).

Management adopts a Best-in-Class ESG approach, which consists of excluding 20%, as a weighting, of the securities with the lowest ESG scores in each sector of the comparison SRI universe, including those securities comprising the TOPIX index.

The ESG analysis of issuers is carried out using a specifically developed proprietary tool that automates the quantitative processing of ESG data, combined with a qualitative analysis performed by the ESG analysis team. Examples of ESG criteria analysed include information security policies and Board independence. The main methodological limitations of the Fund's non-financial strategy are those faced by Ofi Invest Asset Management when developing its ESG rating model (problem associated with non-disclosure of incomplete disclosure by certain companies of information, problem associated with the quantity and quality of ESG data to be processed).

The management strategy is discretionary in terms of stock picking. Between 60% and 100% of the net assets in the Fund's portfolio will be invested on the Japanese listed equity market, and up to 10% of the Fund's portfolio will be invested in other countries, including emerging countries. The rest of the portfolio will be invested, on the basis of between 0% and 40% of the net assets, in debt securities and money market instruments, issued on the Japanese market and up to 10% of the rest of the portfolio will be invested in securities from other countries, including emerging countries.

The portfolio's exposure may also be achieved or adjusted by means of derivatives.

The Fund's sensitivity range will be between 0 and +8.

Up to 100% of the Fund's net assets will be exposed to currency risk.

Derivatives and embedded derivatives may be used for the purposes of exposure and/or hedging, and also to increase the Fund's exposure above net assets. The Fund's overall risk is calculated using the commitment method. Calculated using the commitment approach, including exposure via paper securities, units or shares of UCIs and derivative instruments, the Fund's consolidated exposure level may represent up to 300% of the net assets (gross leverage) and up to 200% of the net assets (net leverage).

In order to achieve the management objective, the Fund may use temporary purchases and sales of securities.

Benchmark index: The Fund's benchmark index is the Topix Net Total Return index (Euro Hedged for the XXL H, XL H, IH, RF H and AH units). The index is constructed from the 2,000 shares listed in the first section of the Tokyo Stock Exchange. It is calculated by weighting each security according to its market capitalisation.

The Fund is actively managed. The composition of the Fund may deviate significantly from the benchmark allocation.

Subscription and redemption procedures: Investors may request the subscription or redemption of their units, either as an amount or as a number of units, on every trading day, from the centralising agent Société Générale S.A. (32, rue du Champ de Tir - 44000 Nantes - France). Subscription and redemption orders (processed at an unknown price) are centralised daily every day before 12:00 pm (D-1) and are executed on the basis of the net asset value (dated D) calculated on D+1, based on the closing prices on D. For subscriptions or redemptions that go through another institution, additional time for routing these orders is required for instructions to be processed.

The net asset value is calculated on each trading day, with the exception of public holidays in France or Japan (the NAV is therefore not calculated on closing days of one of the following stock exchanges: Paris, Tokyo).

This unit class accumulates and/or distributes its distributable amounts.

Intended retail investor: This Fund is open to all subscribers, and is more specifically intended for institutional investors and UCIs. It is aimed at investors who are sufficiently experienced to assess the merits and risks of a speculative management strategy on international interest rate markets, and of exposure to the risks detailed in the prospectus. Potential investors are advised to have an investment horizon of at least five years. Capital is not guaranteed for investors, who should be able to bear losses equal to the amount of their investment in the Fund. Units of the Fund may not be subscribed by US Persons (see "Subscribers concerned and typical investor profile" section of the prospectus).

Recommendation: the recommended holding period is five years. This Fund may not be suitable for investors who plan to withdraw their contribution before five years have elapsed.

Depository: Société Générale S.A

Further information (prospectus, annual report, half-yearly report), along with information on other share classes, is available free of charge, in French, at the address below. This information may also be sent by post within one week on written request from the investor sent to:


Ofi Invest Asset Management
 Direction Juridique
 22 Rue Vernier - 75017 Paris - France

The Fund's net asset value is available on the AMF website (www.amf-france.org) and on the Management Company's website (www.ofi-invest-am.com).

What are the risks and what could I get in return?

Summary Risk Indicator:



 The risk indicator assumes you keep the product for the recommended holding period of five years. The actual risk can vary if you exit before the recommended holding period and you may get back less. The summary risk indicator is a guide to the level of risk of this product compared to other products. It shows how likely it is that the product will lose money because of movements in the markets or because we are not able to pay you.

We have classified this product as 4 out of 7, which is an average risk class; in other words, the potential losses from future performance of the product are at a level between average and high, and if market conditions were to deteriorate, it is possible that our capacity to pay you would be affected.

This product does not include any protection from future market performance, so you could lose some or all of your investment.

Other materially relevant risks not included in the Summary Risk Indicator are:

- Credit risk: the issuer of a debt security held by the Fund is no longer able to make the coupon payments or repay the capital.
- Liquidity risk: the potential major impact on asset prices when a financial market is unable to absorb transaction volumes.
- Counterparty risk: the investor is exposed to the risk of a counterparty defaulting or being unable to meet its contractual obligations as part of an over-the-counter transaction.

Performance scenarios

The figures shown include all the costs of the product itself, but may not include all the costs that you pay to your advisor or distributor. The figures do not take into account your personal tax situation, which may also affect how much you get back.

What you will get from this product depends on future market performance. Market developments in the future are uncertain and cannot be accurately predicted.

The unfavourable, moderate, and favourable scenarios shown are illustrations using the worst, average, and best performance of the product over a one-year period and over the recommended holding period. They are calculated based on a past performance record of at least ten years. If the past performance record is not long enough, it will be supplemented with assumptions used by the Management Company. Markets could develop very differently in the future. The stress scenario shows what you might get back in extreme market circumstances.

Example Investment: €10,000		If you exit after 1 year	If you exit after 5 years (recommended holding period)
Minimum	There is no minimum guaranteed return. You could lose some or all of your investment		
Stress	What you might get back after costs	€3,615	€3,168
	Average return each year	-63.84%	-20.54%
Unfavourable	What you might get back after costs	€8,441	€10,586
	Average return each year	-15.59%	1.14%
Moderate	What you might get back after costs	€10,569	€13,384
	Average return each year	5.69%	6.00%
Favourable	What you might get back after costs	€14,562	€17,361
	Average return each year	45.62%	11.66%

The scenarios are based on an investment (compared to historical net asset values) made:

- between September 2021 and April 2024 for the unfavourable scenario;
- between March 2017 and March 2022 for the moderate scenario; and
- between April 2014 and April 2019 for the favourable scenario.

What happens if the PMC is unable to pay out?

The Fund is a collective financial instrument investment and deposit vehicle, which is separate from the Management Company. Should there be a default by the Management Company, the Fund assets held by the depositary will not be affected. Should there be a default by the depositary, the risk of loss of the Fund is mitigated as a result of the depositary's assets being segregated by law from the assets of the Fund.

What are the costs?

The person advising on or selling you this product may charge you other costs. If so, this person will provide you with information about these costs and how they affect your investment.

The tables show the amounts that are taken from your investment to cover different types of costs. These amounts depend on how much you invest and how long you hold the product. The amounts shown here are illustrations based on an example investment amount and different possible investment periods. We have assumed:

- €10,000 is invested;
- in the first year you would get back the amount that you invested (0% annual return);
- for the other holding periods we have assumed the product performs as shown in the moderate scenario.

Costs over time (for an investment of €10,000)

	If you exit after 1 year	If you exit after 5 years
Total costs	€266	€634
Annual cost impact (*)	2.64%	1.11% each year

(*) This illustrates how costs reduce your return each year over the holding period. For example it shows that if you exit at the end of the recommended holding period, your average return per year is projected to be 10.93% before costs and 9.82% after costs.

Composition of Costs

One-off costs upon entry or exit	Annual cost impact if you exit after 1 year.	
Entry costs	2% of the amount you pay in when entering this investment. This is the maximum amount that may be deducted from your capital before it is invested. In some cases, you may pay less.	Up to €200
Exit costs	There are no exit costs for this product. This is the maximum amount. In some cases, you may pay less.	None
Ongoing costs taken each year		
Management fees and other administrative and operating costs	0.50%. This is an estimate based on actual costs over the last financial year ended at the end of August 2022. This figure may vary from one financial year to the next.	€50
Transaction costs	0.16% of the value of your investment per year. This is an estimate of the costs incurred when we buy and sell the underlying investments for the product. The actual amount will vary depending on how much we buy and sell.	€16
Incidental costs taken under specific conditions		
Performance fees	There is no performance fee for this product.	None

How long should I hold my investment in the Fund for and can I withdraw money early?

Recommended holding period: 5 years

You can redeem your investment at any time. However, the recommended holding period as shown is intended to minimise your risk of capital loss in the event of redemption before this period, although this does not constitute a guarantee.

How can I complain?

For any complaint relating to the Fund, subscribers may consult their advisor or contact Ofi Invest Asset Management:

- either by post: Ofi Invest Asset Management - 22 Rue Vernier - 75017 Paris - France
- or by e-mail directly at the following address: service.client@ofi-invest.com or on the website: www.ofi-invest-am.com

If you are not satisfied with the response given, you may also refer the matter to the AMF Ombudsman via the following link: www.amf-france.org (mediation section) or write to the following address: Médiateur de l'AMF, Autorité des Marchés Financiers, 17 Place de la Bourse, 75082 Cedex 02.

Other relevant information

When this product is used as a unit-linked fund for a life insurance or endowment policy, additional information about this policy – such as the policy costs (which are not included in the costs set out in this document), the contact person for making a claim and what happens should the insurance company default – is set out in the key information document for this policy, which must be provided by your insurer or broker or any other insurance intermediary under its statutory obligation.

SFDR categorisation: Article 8

The Fund promotes environmental and/or social characteristics and governance within the meaning of Article 8 of Regulation (EU) 2019/2088 on sustainability-related disclosures in the financial services sector ("SFDR"). For more information about sustainable finance, please visit the website: <https://www.ofi-invest-am.com/en/sustainable-finance>.

Information about the past performance of the Fund presented over five years, along with calculations of past performance scenarios, is available at: <https://www.ofi-invest-am.com/en/produits>

The Remuneration Policy and any updates are available at www.ofi-invest-am.com and can also be provided in hard copy format free of charge or on written request sent to the address above.

Ofi Invest Asset Management can only be held liable for statements contained in this document that are misleading, inaccurate or inconsistent with the corresponding sections of the Fund prospectus.

Purpose

This document provides you with key information about this investment product. It is not marketing material. The information is required by law to help you understand the nature, risks, costs, potential gains and losses of this product and to help you compare it with other products.

Product

Ofi Invest Actions Japon - XXL H unit • ISIN: FR0013340841

A UCI managed by Ofi Invest Asset Management (Aéma Groupe) - A Public Limited Company with a Board of Directors - 22 rue Vernier - 75017 Paris
 Please call +33 (0)1 40 68 17 10 for any further information you may require, or go to our website: www.ofi-invest-am.com.

The French Financial Markets Authority (Autorité des Marchés Financiers - AMF) is responsible for supervising Ofi Invest Asset Management in relation to this Key Information Document.
 Ofi Invest Asset Management is authorised (under no. GP-92-12) and regulated by the AMF.

This PRIIPS is authorised for marketing in Italy and regulated by the CONSOB.

Date of production of the KID: 16/05/2025

What is this product?

Type: Undertaking for Collective Investment in Transferable Securities (UCITS) under French law, created in the form of a Mutual Fund (hereinafter the "Fund").

Term: There is no maturity date for this product, although it was created with a term of 99 years. It may be liquidated or merged with another fund under the conditions set out in the Fund's regulations.

Objectives: The objective of the Fund is to capture the financial potential of the Japanese economy, offering performance to investors related to changes on the Japanese equity market over the recommended five-year holding period.

The fundamental approach to portfolio management is based on stock picking, i.e., the ability of managers to select companies based on qualitative and quantitative criteria such as: their intrinsic qualities, their potential for above-average stock market appreciation thanks to an analysis of the companies in which the fund invests and their valuation. No investment decision is made without being supported by strong valuation arguments.

Alongside the financial analysis, as part of their study, the manager also analyses non-financial criteria for optimum selection of securities in the portfolio. The proportion of stocks undergoing an ESG analysis in the portfolio must be higher than 90% of the fund's net assets (excluding cash, UCIs and derivatives).

Management adopts a Best-in-Class ESG approach, which consists of excluding 20%, as a weighting, of the securities with the lowest ESG scores in each sector of the comparison SRI universe, including those securities comprising the TOPIX index.

The ESG analysis of issuers is carried out using a specifically developed proprietary tool that automates the quantitative processing of ESG data, combined with a qualitative analysis performed by the ESG analysis team. Examples of ESG criteria analysed include information security policies and Board independence. The main methodological limitations of the Fund's non-financial strategy are those faced by Ofi Invest Asset Management when developing its ESG rating model (problem associated with non-disclosure of incomplete disclosure by certain companies of information, problem associated with the quantity and quality of ESG data to be processed).

The management strategy is discretionary in terms of stock picking. Between 60% and 100% of the net assets in the Fund's portfolio will be invested on the Japanese listed equity market, and up to 10% of the Fund's portfolio will be invested in other countries, including emerging countries. The rest of the portfolio will be invested, on the basis of between 0% and 40% of the net assets, in debt securities and money market instruments, issued on the Japanese market and up to 10% of the rest of the portfolio will be invested in securities from other countries, including emerging countries.

The portfolio's exposure may also be achieved or adjusted by means of derivatives.

The Fund's sensitivity range will be between 0 and +8.

Up to 100% of the Fund's net assets will be exposed to currency risk.

Derivatives and embedded derivatives may be used for the purposes of exposure and/or hedging, and also to increase the Fund's exposure above net assets. The Fund's overall risk is calculated using the commitment method. Calculated using the commitment approach, including exposure via paper securities, units or shares of UCIs and derivative instruments, the Fund's consolidated exposure level may represent up to 300% of the net assets (gross leverage) and up to 200% of the net assets (net leverage).

In order to achieve the management objective, the Fund may use temporary purchases and sales of securities.

Benchmark index: The Fund's benchmark index is the Topix Net Total Return index (Euro Hedged for the XXL H, XL H, IH, RF H and AH units). The index is constructed from the 2,000 shares listed in the first section of the Tokyo Stock Exchange. It is calculated by weighting each security according to its market capitalisation.

The Fund is actively managed. The composition of the Fund may deviate significantly from the benchmark allocation.

Subscription and redemption procedures: Investors may request the subscription or redemption of their units, either as an amount or as a number of units, on every trading day, from the centralising agent Société Générale S.A. (32, rue du Champ de Tir - 44000 Nantes - France). Subscription and redemption orders (processed at an unknown price) are centralised daily every day before 12:00 pm (D-1) and are executed on the basis of the net asset value (dated D) calculated on D+1, based on the closing prices on D. For subscriptions or redemptions that go through another institution, additional time for routing these orders is required for instructions to be processed.

The net asset value is calculated on each trading day, with the exception of public holidays in France or Japan (the NAV is therefore not calculated on closing days of one of the following stock exchanges: Paris, Tokyo).

This unit class accumulates and/or distributes its distributable amounts.

Intended retail investor: This Fund is open to all subscribers, and is more specifically intended for institutional investors wishing to benefit from systematic and total hedging of currency risk. It is aimed at investors who are sufficiently experienced to assess the merits and risks of a speculative management strategy on international interest rate markets, and of exposure to the risks detailed in the prospectus. Potential investors are advised to have an investment horizon of at least five years. Capital is not guaranteed for investors, who should be able to bear losses equal to the amount of their investment in the Fund. Units of the Fund may not be subscribed by US Persons (see "Subscribers concerned and typical investor profile" section of the prospectus).

Recommendation: the recommended holding period is five years. This Fund may not be suitable for investors who plan to withdraw their contribution before five years have elapsed.

Depositary: Société Générale S.A

Further information (prospectus, annual report, half-yearly report), along with information on other share classes, is available free of charge, in French, at the address below. This information may also be sent by post within one week on written request from the investor sent to:

Ofi Invest Asset Management
 Direction Juridique
 22 Rue Vernier - 75017 Paris - France

The Fund's net asset value is available on the AMF website (www.amf-france.org) and on the Management Company's website (www.ofi-invest-am.com).

What are the risks and what could I get in return?

Summary Risk Indicator:



! The risk indicator assumes you keep the product for the recommended holding period of five years. The actual risk can vary if you exit before the recommended holding period and you may get back less. The summary risk indicator is a guide to the level of risk of this product compared to other products. It shows how likely it is that the product will lose money because of movements in the markets or because we are not able to pay you.

We have classified this product as 4 out of 7, which is an average risk class; in other words, the potential losses from future performance of the product are at a level between average and high, and if market conditions were to deteriorate, it is possible that our capacity to pay you would be affected.

This product does not include any protection from future market performance, so you could lose some or all of your investment.

Other materially relevant risks not included in the Summary Risk Indicator are:

- Credit risk: the issuer of a debt security held by the Fund is no longer able to make the coupon payments or repay the capital.
- Liquidity risk: the potential major impact on asset prices when a financial market is unable to absorb transaction volumes.
- Counterparty risk: the investor is exposed to the risk of a counterparty defaulting or being unable to meet its contractual obligations as part of an over-the-counter transaction.

Performance scenarios

The figures shown include all the costs of the product itself, but may not include all the costs that you pay to your advisor or distributor. The figures do not take into account your personal tax situation, which may also affect how much you get back.

What you will get from this product depends on future market performance. Market developments in the future are uncertain and cannot be accurately predicted.

The unfavourable, moderate, and favourable scenarios shown are illustrations using the worst, average, and best performance of the product over a one-year period and over the recommended holding period. They are calculated based on a past performance record of at least ten years. If the past performance record is not long enough, it will be supplemented with assumptions used by the Management Company. Markets could develop very differently in the future. The stress scenario shows what you might get back in extreme market circumstances.

Example Investment: €10,000		If you exit after 1 year	If you exit after 5 years (recommended holding period)
Minimum	There is no minimum guaranteed return. You could lose some or all of your investment		
Stress	What you might get back after costs	€1,710	€1,629
	Average return each year	-82.89%	-30.44%
Unfavourable	What you might get back after costs	€7,457	€9,307
	Average return each year	-25.42%	-1.42%
Moderate	What you might get back after costs	€10,656	€13,114
	Average return each year	6.60%	5.57%
Favourable	What you might get back after costs	€14,223	€20,810
	Average return each year	42.23%	15.78%

The scenarios are based on an investment (compared to a history of established net asset values cumulated with a market index deemed relevant, detailed on the Management Company's website) carried out:

- between July 2015 and July 2020 for the unfavourable scenario;
- between May 2018 and May 2023 for the moderate scenario; and
- between May 2019 and May 2024 for the favourable scenario.

What happens if the PMC is unable to pay out?

The Fund is a collective financial instrument investment and deposit vehicle, which is separate from the Management Company. Should there be a default by the Management Company, the Fund assets held by the depositary will not be affected. Should there be a default by the depositary, the risk of loss of the Fund is mitigated as a result of the depositary's assets being segregated by law from the assets of the Fund.

What are the costs?

The person advising on or selling you this product may charge you other costs. If so, this person will provide you with information about these costs and how they affect your investment.

The tables show the amounts that are taken from your investment to cover different types of costs. These amounts depend on how much you invest and how long you hold the product. The amounts shown here are illustrations based on an example investment amount and different possible investment periods. We have assumed:

- €10,000 is invested;
- in the first year you would get back the amount that you invested (0% annual return);
- for the other holding periods we have assumed the product performs as shown in the moderate scenario.

Costs over time (for an investment of €10,000)

	If you exit after 1 year	If you exit after 5 years
Total costs	€244	€492
Annual cost impact (*)	2.44%	0.89% each year

(*) This illustrates how costs reduce your return each year over the holding period. For example it shows that if you exit at the end of the recommended holding period, your average return per year is projected to be 6.47% before costs and 5.57% after costs.

Composition of Costs

One-off costs upon entry or exit	Annual cost impact if you exit after 1 year.	
Entry costs	2% of the amount you pay in when entering this investment. This is the maximum amount that may be deducted from your capital before it is invested. In some cases, you may pay less.	Up to €200
Exit costs	There are no exit costs for this product. This is the maximum amount. In some cases, you may pay less.	None
Ongoing costs taken each year		
Management fees and other administrative and operating costs	0.30%. This is an estimate based on actual costs over the last financial year ended at the end of August 2024. This figure may vary from one financial year to the next.	€30
Transaction costs	0.14% of the value of your investment per year. This is an estimate of the costs incurred when we buy and sell the underlying investments for the product. The actual amount will vary depending on how much we buy and sell.	€14
Incidental costs taken under specific conditions		
Performance fees	There is no performance fee for this product.	None

How long should I hold my investment in the Fund for and can I withdraw money early?

Recommended holding period: 5 years

You can redeem your investment at any time. However, the recommended holding period as shown is intended to minimise your risk of capital loss in the event of redemption before this period, although this does not constitute a guarantee.

How can I complain?

For any complaint relating to the Fund, subscribers may consult their advisor or contact Ofi Invest Asset Management:

- either by post: Ofi Invest Asset Management - 22 Rue Vernier - 75017 Paris - France
- or by e-mail directly at the following address: service.client@ofi-invest.com or on the website: www.ofi-invest-am.com

If you are not satisfied with the response given, you may also refer the matter to the AMF Ombudsman via the following link: www.amf-france.org (mediation section) or write to the following address: Médiateur de l'AMF, Autorité des Marchés Financiers, 17 Place de la Bourse, 75082 Cedex 02.

Other relevant information

When this product is used as a unit-linked fund for a life insurance or endowment policy, additional information about this policy – such as the policy costs (which are not included in the costs set out in this document), the contact person for making a claim and what happens should the insurance company default – is set out in the key information document for this policy, which must be provided by your insurer or broker or any other insurance intermediary under its statutory obligation.

SFDR categorisation: Article 8

The Fund promotes environmental and/or social characteristics and governance within the meaning of Article 8 of Regulation (EU) 2019/2088 on sustainability-related disclosures in the financial services sector (SFDR). For more information about sustainable finance, please visit the website: <https://www.ofi-invest-am.com/en/sustainable-finance>.

Information about the past performance of the Fund presented over five years, along with calculations of past performance scenarios, is available at: <https://www.ofi-invest-am.com/en/produits>

The Remuneration Policy and any updates are available at www.ofi-invest-am.com and can also be provided in hard copy format free of charge or on written request sent to the address above.

Ofi Invest Asset Management can only be held liable for statements contained in this document that are misleading, inaccurate or inconsistent with the corresponding sections of the Fund prospectus.

Purpose

This document provides you with key information about this investment product. It is not marketing material. The information is required by law to help you understand the nature, risks, costs, potential gains and losses of this product and to help you compare it with other products.

Product

Ofi Invest Actions Japon - A unit • ISIN: FR0013392065

A UCI managed by Ofi Invest Asset Management (Aéma Groupe)- A Public Limited Company with a Board of Directors - 22 rue Vernier - 75017 PARIS
 Please call +33 (0)1 40 68 17 10 for any further information you may require, or go to our website: www.ofi-invest-am.com.

The French Financial Markets Authority (Autorité des Marchés Financiers - AMF) is responsible for supervising Ofi Invest Asset Management in relation to this Key Information Document.
 Ofi Invest Asset Management is authorised (under no. GP-92-12) and regulated by the AMF.

Date of production of the KID: 16/05/2025

What is this product?

Type: Undertaking for Collective Investment in Transferable Securities (UCITS) under French law, created in the form of a Mutual Fund (hereinafter the "Fund").

Term: There is no maturity date for this product, although it was created with a term of 99 years. It may be liquidated or merged with another fund under the conditions set out in the Fund's regulations.

Objectives: The objective of the Fund is to capture the financial potential of the Japanese economy, offering performance to investors related to changes on the Japanese equity market over the recommended five-year holding period.

The fundamental approach to portfolio management is based on stock picking, i.e., the ability of managers to select companies based on qualitative and quantitative criteria such as: their intrinsic qualities, their potential for above-average stock market appreciation thanks to an analysis of the companies in which the fund invests and their valuation. No investment decision is made without being supported by strong valuation arguments.

Alongside the financial analysis, as part of their study, the manager also analyses non-financial criteria for optimum selection of securities in the portfolio. The proportion of stocks undergoing an ESG analysis in the portfolio must be higher than 90% of the fund's net assets (excluding cash, UCIs and derivatives).

Management adopts a Best-in-Class ESG approach, which consists of excluding 20%, as a weighting, of the securities with the lowest ESG scores in each sector of the comparison SRI universe, including those securities comprising the TOPIX index.

The ESG analysis of issuers is carried out using a specifically developed proprietary tool that automates the quantitative processing of ESG data, combined with a qualitative analysis performed by the ESG analysis team. Examples of ESG criteria analysed include information security policies and Board independence. The main methodological limitations of the Fund's non-financial strategy are those faced by Ofi Invest Asset Management when developing its ESG rating model (problem associated with non-disclosure of incomplete disclosure by certain companies of information, problem associated with the quantity and quality of ESG data to be processed).

The management strategy is discretionary in terms of stock picking. Between 60% and 100% of the net assets in the Fund's portfolio will be invested on the Japanese listed equity market, and up to 10% of the Fund's portfolio will be invested in other countries, including emerging countries. The rest of the portfolio will be invested, on the basis of between 0% and 40% of the net assets, in debt securities and money market instruments, issued on the Japanese market and up to 10% of the rest of the portfolio will be invested in securities from other countries, including emerging countries.

The portfolio's exposure may also be achieved or adjusted by means of derivatives.

The Fund's sensitivity range will be between 0 and +8.

Up to 100% of the Fund's net assets will be exposed to currency risk.

Derivatives and embedded derivatives may be used to expose and/or hedge the Fund's exposure above the net assets. The Fund's overall risk is calculated using the commitment method. Calculated using the commitment approach, including exposure via paper securities, units or shares of UCIs and derivative instruments, the Fund's consolidated exposure level may represent up to 300% of the net assets (gross leverage) and up to 200% of the net assets (net leverage).

In order to achieve the management objective, the Fund may use temporary purchases and sales of securities.

Benchmark index: The Fund's benchmark is the Topix Net Total Return index (Euro Hedged for the AH, IH, XXL H, XL H and RF H units). The index is constructed from the 2,000 shares listed in the first section of the Tokyo Stock Exchange. It is calculated by weighting each security according to its market capitalisation.
 The Fund is actively managed. The composition of the Fund may deviate significantly from the benchmark allocation.

Subscription and redemption procedures: Investors may request the subscription or redemption of their units, either as an amount or as a number of units, on every trading day, from the centralising agent Société Générale S.A. (32, rue du Champ de Tir - 44000 Nantes - France). Subscription and redemption orders (processed at an unknown price) are centralised daily every day before 12:00 pm (D-1) and are executed on the basis of the net asset value (dated D) calculated on D+1, based on the closing prices on D. For subscriptions or redemptions that go through another institution, additional time for routing these orders is required for instructions to be processed.

The net asset value is calculated on each trading day, with the exception of public holidays in France or Japan (the NAV is therefore not calculated on closing days of one of the following stock exchanges: Paris, Tokyo).

This unit class accumulates and/or distributes its distributable amounts.

Intended retail investor: This Fund is open to all subscribers and is aimed at investors who are sufficiently experienced to assess the merits and risks of a speculative management strategy on international interest rate markets, and of exposure to the risks detailed in the prospectus. Potential investors are advised to have an investment horizon of at least five years. Capital is not guaranteed for investors, who should be able to bear losses equal to the amount of their investment in the Fund. Units of the Fund may not be subscribed by US Persons (see "Subscribers concerned and typical investor profile" section of the prospectus).

Recommendation: the recommended holding period is five years. This Fund may not be suitable for investors who plan to withdraw their contribution before five years have elapsed.

Depository: Société Générale S.A

Further information (prospectus, annual report, half-yearly report), along with information on other share classes, is available free of charge, in French, at the address below. This information may also be sent by post within one week on written request from the investor sent to:

Ofi Invest Asset Management
 Direction Juridique
 22 Rue Vernier - 75017 Paris - France

The Fund's net asset value is available on the AMF website (www.amf-france.org) and on the Management Company's website (www.ofi-invest-am.com).

What are the risks and what could I get in return?

Summary Risk Indicator:



The risk indicator assumes you keep the product for the recommended holding period of five years. The actual risk can vary if you exit before the recommended holding period and you may get back less. The summary risk indicator is a guide to the level of risk of this product compared to other products. It shows how likely it is that the product will lose money because of movements in the markets or because we are not able to pay you.

We have classified this product as 4 out of 7, which is an average risk class; in other words, the potential losses from future performance of the product are at a level between average and high, and if market conditions were to deteriorate, it is possible that our capacity to pay you would be affected.

This product does not include any protection from future market performance, so you could lose some or all of your investment.

Other materially relevant risks not included in the Summary Risk Indicator are:

- Credit risk: the issuer of a debt security held by the Fund is no longer able to make the coupon payments or repay the capital.
- Liquidity risk: the potential major impact on asset prices when a financial market is unable to absorb transaction volumes.
- Counterparty risk: the investor is exposed to the risk of a counterparty defaulting or being unable to meet its contractual obligations as part of an over-the-counter transaction.

Performance scenarios

The figures shown include all the costs of the product itself, but may not include all the costs that you pay to your advisor or distributor. The figures do not take into account your personal tax situation, which may also affect how much you get back.

What you will get from this product depends on future market performance. Market developments in the future are uncertain and cannot be accurately predicted.

The unfavourable, moderate, and favourable scenarios shown are illustrations using the worst, average, and best performance of the product over a one-year period and over the recommended holding period. They are calculated based on a past performance record of at least ten years. If the past performance record is not long enough, it will be supplemented with assumptions used by the Management Company. Markets could develop very differently in the future. The stress scenario shows what you might get back in extreme market circumstances.

Example Investment: €10,000		If you exit after 1 year	If you exit after 5 years (recommended holding period)
Minimum	There is no minimum guaranteed return. You could lose some or all of your investment		
Stress	What you might get back after costs	€2,389	€2,160
	Average return each year	-76.11%	-26.40%
Unfavourable	What you might get back after costs	€8,371	€10,694
	Average return each year	-16.29%	1.35%
Moderate	What you might get back after costs	€10,569	€13,230
	Average return each year	5.69%	5.76%
Favourable	What you might get back after costs	€12,599	€16,575
	Average return each year	25.99%	10.63%

The scenarios are based on an investment (compared to a history of established net asset values cumulated with a market index deemed relevant, detailed on the Management Company's website) carried out:

- between September 2021 and November 2024 for the unfavourable scenario;
- between November 2015 and November 2020 for the moderate scenario; and
- between November 2014 and November 2019 for the favourable scenario.

What happens if the PMC is unable to pay out?

The Fund is a collective financial instrument investment and deposit vehicle, which is separate from the Management Company. Should there be a default by the Management Company, the Fund assets held by the depositary will not be affected. Should there be a default by the depositary, the risk of loss of the Fund is mitigated as a result of the depositary's assets being segregated by law from the assets of the Fund.

What are the costs?

The person advising on or selling you this product may charge you other costs. If so, this person will provide you with information about these costs and how they affect your investment.

The tables show the amounts that are taken from your investment to cover different types of costs. These amounts depend on how much you invest and how long you hold the product. The amounts shown here are illustrations based on an example investment amount and different possible investment periods. We have assumed:

- €10,000 is invested;
- in the first year you would get back the amount that you invested (0% annual return);
- for the other holding periods we have assumed the product performs as shown in the moderate scenario.

Costs over time (for an investment of €10,000)

	If you exit after 1 year	If you exit after 5 years
Total costs	€344	€1,181
Annual cost impact (*)	3.44%	1.96% each year

(*) This illustrates how costs reduce your return each year over the holding period. For example it shows that if you exit at the end of the recommended holding period, your average return per year is projected to be 7.72% before costs and 5.76% after costs.

Composition of Costs

One-off costs upon entry or exit	Annual cost impact if you exit after 1 year.	
Entry costs	2% of the amount you pay in when entering this investment. This is the maximum amount that may be deducted from your capital before it is invested. In some cases, you may pay less.	Up to €200
Exit costs	There are no exit costs for this product. This is the maximum amount. In some cases, you may pay less.	None
Ongoing costs taken each year		
Management fees and other administrative and operating costs	1.30%. This is an estimate based on actual costs over the last financial year ended at the end of August 2024. This figure may vary from one financial year to the next.	€130
Transaction costs	0.14% of the value of your investment per year. This is an estimate of the costs incurred when we buy and sell the underlying investments for the product. The actual amount will vary depending on how much we buy and sell.	€14
Incidental costs taken under specific conditions		
Performance fees	There is no performance fee for this product.	None

How long should I hold my investment in the Fund for and can I withdraw money early?

Recommended holding period: 5 years

You can redeem your investment at any time. However, the recommended holding period as shown is intended to minimise your risk of capital loss in the event of redemption before this period, although this does not constitute a guarantee.

How can I complain?

For any complaint relating to the Fund, subscribers may consult their advisor or contact Ofi Invest Asset Management:

- either by post: Ofi Invest Asset Management - 22 Rue Vernier - 75017 Paris - France
- or by e-mail directly at the following address: service.client@ofi-invest.com or on the website: www.ofi-invest-am.com

If you are not satisfied with the response given, you may also refer the matter to the AMF Ombudsman via the following link: www.amf-france.org (mediation section) or write to the following address: Médiateur de l'AMF, Autorité des Marchés Financiers, 17 Place de la Bourse, 75082 Cedex 02.

Other relevant information

When this product is used as a unit-linked fund for a life insurance or endowment policy, additional information about this policy – such as the policy costs (which are not included in the costs set out in this document), the contact person for making a claim and what happens should the insurance company default – is set out in the key information document for this policy, which must be provided by your insurer or broker or any other insurance intermediary under its statutory obligation.

SFDR categorisation: Article 8

The Fund promotes environmental and/or social characteristics and governance within the meaning of Article 8 of Regulation (EU) 2019/2088 on sustainability-related disclosures in the financial services sector (SFDR). For more information about sustainable finance, please visit the website: <https://www.ofi-invest-am.com/en/sustainable-finance>.

Information about the past performance of the Fund presented over five years, along with calculations of past performance scenarios, is available at: <https://www.ofi-invest-am.com/en/produits>

The Remuneration Policy and any updates are available at www.ofi-invest-am.com and can also be provided in hard copy format free of charge or on written request sent to the address above.

Ofi Invest Asset Management can only be held liable for statements contained in this document that are misleading, inaccurate or inconsistent with the corresponding sections of the Fund prospectus.

Purpose

This document provides you with key information about this investment product. It is not marketing material. The information is required by law to help you understand the nature, risks, costs, potential gains and losses of this product and to help you compare it with other products.

Product

Ofi Invest Actions Japon - AH Unit • ISIN: FR0013392073

A UCI managed by Ofi Invest Asset Management (Aéma Groupe) - A Public Limited Company with a Board of Directors - 22 rue Vernier - 75017 Paris

Please call +33 (0)1 40 68 17 10 for any further information you may require, or go to our website: www.ofi-invest-am.com.

The French Financial Markets Authority (Autorité des Marchés Financiers - AMF) is responsible for supervising Ofi Invest Asset Management in relation to this Key Information Document.

Ofi Invest Asset Management is authorised (under no. GP-92-12) and regulated by the AMF.

Date of production of the KID: 16/05/2025

What is this product?

Type: Undertaking for Collective Investment in Transferable Securities (UCITS) under French law, created in the form of a Mutual Fund (hereinafter the “Fund”).

Term: There is no maturity date for this product, although it was created with a term of 99 years. It may be liquidated or merged with another fund under the conditions set out in the Fund's regulations.

Objectives: The objective of the Fund is to capture the financial potential of the Japanese economy, offering performance to investors related to changes on the Japanese equity market over the recommended five-year holding period.

The fundamental approach to portfolio management is based on stock picking, i.e., the ability of managers to select companies based on qualitative and quantitative criteria such as: their intrinsic qualities, their potential for above-average stock market appreciation thanks to an analysis of the companies in which the fund invests and their valuation. No investment decision is made without being supported by strong valuation arguments.

Alongside the financial analysis, as part of their study, the manager also analyses non-financial criteria for optimum selection of securities in the portfolio. The proportion of stocks undergoing an ESG analysis in the portfolio must be higher than 90% of the fund's net assets (excluding cash, UCIs and derivatives).

Management adopts a Best-in-Class ESG approach, which consists of excluding 20%, as a weighting, of the securities with the lowest ESG scores in each sector of the comparison SRI universe, including those securities comprising the TOPIX index.

The ESG analysis of issuers is carried out using a specifically developed proprietary tool that automates the quantitative processing of ESG data, combined with a qualitative analysis performed by the ESG analysis team. Examples of ESG criteria analysed include information security policies and Board independence. The main methodological limitations of the Fund's non-financial strategy are those faced by Ofi Invest Asset Management when developing its ESG rating model (problem associated with non-disclosure of incomplete disclosure by certain companies of information, problem associated with the quantity and quality of ESG data to be processed).

The management strategy is discretionary in terms of stock picking. Between 60% and 100% of the net assets in the Fund's portfolio will be invested on the Japanese listed equity market, and up to 10% of the Fund's portfolio will be invested in other countries, including emerging countries. The rest of the portfolio will be invested, on the basis of between 0% and 40% of the net assets, in debt securities and money market instruments, issued on the Japanese market and up to 10% of the rest of the portfolio will be invested in securities from other countries, including emerging countries.

The portfolio's exposure may also be achieved or adjusted by means of derivatives.

The Fund's sensitivity range will be between 0 and +8.

Up to 100% of the Fund's net assets will be exposed to currency risk.

Derivatives and embedded derivatives may be used for the purposes of exposure and/or hedging, and also to increase the Fund's exposure above net assets. The Fund's overall risk is calculated using the commitment method. Calculated using the commitment approach, including exposure via paper securities, units or shares of UCIs and derivative instruments, the Fund's consolidated exposure level may represent up to 300% of the net assets (gross leverage) and up to 200% of the net assets (net leverage).

In order to achieve the management objective, the Fund may use temporary purchases and sales of securities.

Benchmark index: The Fund's benchmark index is the Topix Net Total Return index (Euro Hedged for the AH, IH, XXL H, XL H and RF H units). The index is constructed from the 2,000 shares listed in the first section of the Tokyo Stock Exchange. It is calculated by weighting each security according to its market capitalisation.

The Fund is actively managed. The composition of the Fund may deviate significantly from the benchmark allocation.

Subscription and redemption procedures: Investors may request the subscription or redemption of their units, either as an amount or as a number of units, on every trading day, from the centralising agent Société Générale S.A. (32, rue du Champ de Tir - 44000 Nantes - France). Subscription and redemption orders (processed at an unknown price) are centralised daily every day before 12:00 pm (D-1) and are executed on the basis of the net asset value (dated D) calculated on D+1, based on the closing prices on D. For subscriptions or redemptions that go through another institution, additional time for routing these orders is required for instructions to be processed.

The net asset value is calculated on each trading day, with the exception of public holidays in France or Japan (the NAV is therefore not calculated on closing days of one of the following stock exchanges: Paris, Tokyo).

This unit class accumulates and/or distributes its distributable amounts.

Target retail investors: This Fund is open to all subscribers, and is more specifically intended for investors wishing to benefit from systematic and total hedging of currency risk. It is aimed at investors who are sufficiently experienced to assess the merits and risks of a speculative management strategy on international interest rate markets, and of exposure to the risks detailed in the prospectus. Potential investors are advised to have an investment horizon of at least five years. Capital is not guaranteed for investors, who should be able to bear losses equal to the amount of their investment in the Fund. Units of the Fund may not be subscribed by US Persons (see “Subscribers concerned and typical investor profile” section of the prospectus).

Recommendation: the recommended holding period is five years. This Fund may not be suitable for investors who plan to withdraw their contribution before five years have elapsed.

Depository: Société Générale S.A

Further information (prospectus, annual report, half-yearly report), along with information on other share classes, is available free of charge, in French, at the address below. This information may also be sent by post within one week on written request from the investor sent to:

Ofi Invest Asset Management
 Direction Juridique
 22 Rue Vernier - 75017 Paris - France

The Fund's net asset value is available on the AMF website (www.amf-france.org) and on the Management Company's website (www.ofi-invest-am.com).

What are the risks and what could I get in return?

Summary Risk Indicator:



! The risk indicator assumes you keep the product for the recommended holding period of five years. The actual risk can vary if you exit before the recommended holding period and you may get back less. The summary risk indicator is a guide to the level of risk of this product compared to other products. It shows how likely it is that the product will lose money because of movements in the markets or because we are not able to pay you.

We have classified this product as 4 out of 7, which is an **average** risk class; in other words, the potential losses from future performance of the product are at a level between average and high, and if market conditions were to deteriorate, it is possible that our capacity to pay you would be affected.

This product does not include any protection from future market performance, so you could lose some or all of your investment.

Other materially relevant risks not included in the Summary Risk Indicator are:

- Credit risk: the issuer of a debt security held by the Fund is no longer able to make the coupon payments or repay the capital.
- Liquidity risk: the potential major impact on asset prices when a financial market is unable to absorb transaction volumes.
- Counterparty risk: the investor is exposed to the risk of a counterparty defaulting or being unable to meet its contractual obligations as part of an over-the-counter transaction.

Performance scenarios

The figures shown include all the costs of the product itself, but may not include all the costs that you pay to your advisor or distributor. The figures do not take into account your personal tax situation, which may also affect how much you get back.

What you will get from this product depends on future market performance. Market developments in the future are uncertain and cannot be accurately predicted.

The unfavourable, moderate, and favourable scenarios shown are illustrations using the worst, average, and best performance of the product over a one-year period and over the recommended holding period. They are calculated based on a past performance record of at least ten years. If the past performance record is not long enough, it will be supplemented with assumptions used by the Management Company. Markets could develop very differently in the future. The stress scenario shows what you might get back in extreme market circumstances.

Example Investment: €10,000		If you exit after 1 year	If you exit after 5 years (recommended holding period)
Minimum	There is no minimum guaranteed return. You could lose some or all of your investment		
Stress	What you might get back after costs	€1,708	€1,623
	Average return each year	-82.92%	-30.48%
Unfavourable	What you might get back after costs	€7,357	€8,844
	Average return each year	-26.42%	-2.42%
Moderate	What you might get back after costs	€10,560	€12,504
	Average return each year	5.60%	4.57%
Favourable	What you might get back after costs	€14,031	€20,046
	Average return each year	40.31%	14.92%

The scenarios are based on an investment (compared to a history of established net asset values cumulated with a market index deemed relevant, detailed on the Management Company's website) carried out:

- between July 2015 and July 2020 for the unfavourable scenario;
- between May 2018 and May 2023 for the moderate scenario; and
- between March 2019 and March 2024 for the favourable scenario.

What happens if the PMC is unable to pay out?

The Fund is a collective financial instrument investment and deposit vehicle, which is separate from the Management Company. Should there be a default by the Management Company, the Fund assets held by the depositary will not be affected. Should there be a default by the depositary, the risk of loss of the Fund is mitigated as a result of the depositary's assets being segregated by law from the assets of the Fund.

What are the costs?

The person advising on or selling you this product may charge you other costs. If so, this person will provide you with information about these costs and how they affect your investment.

The tables show the amounts that are taken from your investment to cover different types of costs. These amounts depend on how much you invest and how long you hold the product. The amounts shown here are illustrations based on an example investment amount and different possible investment periods. We have assumed:

- €10,000 is invested;
- in the first year you would get back the amount that you invested (0% annual return);
- for the other holding periods we have assumed the product performs as shown in the moderate scenario.

Costs over time (for an investment of €10,000)

	If you exit after 1 year	If you exit after 5 years
Total costs	€344	€1,127
Annual cost impact (*)	3.44%	1.94% each year

(*) This illustrates how costs reduce your return each year over the holding period. For example it shows that if you exit at the end of the recommended holding period, your average return per year is projected to be 6.51% before costs and 4.57% after costs.

Composition of Costs

One-off costs upon entry or exit	Annual cost impact if you exit after 1 year.	
Entry costs	2% of the amount you pay in when entering this investment. This is the maximum amount that may be deducted from your capital before it is invested. In some cases, you may pay less.	Up to €200
Exit costs	There are no exit costs for this product. This is the maximum amount. In some cases, you may pay less.	None
Ongoing costs taken each year		
Management and other administrative and operating costs	1.30%. This is an estimate based on actual costs over the last financial year ended at the end of August 2024. This figure may vary from one financial year to the next.	€130
Transaction costs	0.14% of the value of your investment per year. This is an estimate of the costs incurred when we buy and sell the underlying investments for the product. The actual amount will vary depending on how much we buy and sell.	€14
Incidental costs taken under specific conditions		
Performance fees	There is no performance fee for this product.	None

How long should I hold my investment in the Fund for and can I withdraw money early?

Recommended holding period: 5 years

You can redeem your investment at any time. However, the recommended holding period as shown is intended to minimise your risk of capital loss in the event of redemption before this period, although this does not constitute a guarantee.

How can I complain?

For any complaint relating to the Fund, subscribers may consult their advisor or contact Ofi Invest Asset Management:

- either by post: Ofi Invest Asset Management - 22 Rue Vernier - 75017 Paris - France
- or by e-mail directly at the following address: service.client@ofi-invest.com or on the website: www.ofi-invest-am.com

If you are not satisfied with the response given, you may also refer the matter to the AMF Ombudsman via the following link: www.amf-france.org (mediation section) or write to the following address: Médiateur de l'AMF, Autorité des Marchés Financiers, 17 Place de la Bourse, 75082 Cedex 02.

Other relevant information

When this product is used as a unit-linked fund for a life insurance or endowment policy, additional information about this policy – such as the policy costs (which are not included in the costs set out in this document), the contact person for making a claim and what happens should the insurance company default – is set out in the key information document for this policy, which must be provided by your insurer or broker or any other insurance intermediary under its statutory obligation.

SFDR categorisation: Article 8

The Fund promotes environmental and/or social characteristics and governance within the meaning of Article 8 of Regulation (EU) 2019/2088 on sustainability-related disclosures in the financial services sector (SFDR). For more information about sustainable finance, please visit the website: <https://www.ofi-invest-am.com/en/sustainable-finance>.

Information about the past performance of the Fund presented over five years, along with calculations of past performance scenarios, is available at: <https://www.ofi-invest-am.com/en/produits>

The Remuneration Policy and any updates are available at www.ofi-invest-am.com and can also be provided in hard copy format free of charge or on written request sent to the address above.

Ofi Invest Asset Management can only be held liable for statements contained in this document that are misleading, inaccurate or inconsistent with the corresponding sections of the Fund prospectus.

Ofi Invest Actions Japon

A UCITS covered by
Directive 2014/91/EU

I - GENERAL CHARACTERISTICS

Type of UCITS:

- **Name**
Ofi Invest Actions Japon
- **Legal structure and Member State in which the UCITS was constituted**
An Undertaking for Collective Investment in Transferable Securities (UCITS) under French law, created in the form of a Mutual Fund (hereinafter the "Mutual Fund" or the "Fund").
- **Date of creation and envisaged term**
This Mutual Fund was accredited by the Autorité des Marchés Financiers [French Financial Markets Authority] ("AMF") on 28 October 2005. It was created on 5 December 2005 for a term of 99 years.
- **Summary of management offer**

Units	ISIN code	Allocation of distributable sums		Currency	Initial unit amount	Subscribers concerned	Minimum amount for first subscription	Minimum amount for subsequent subscriptions
		Net profit/loss	Net capital gains realised					
XXL H	FR0013340841	Accumulation and/or distribution	Accumulation and/or distribution	Euro	1,000 euros	All subscribers, more specifically aimed at institutional investors and UCIs wishing to benefit from systematic and total hedging against foreign exchange risk.	30,000,000 euros (*)	No minimum
XL	FR0010247072	Accumulation and/or distribution	Accumulation and/or distribution	Euro	10,000 euros	All subscribers, more specifically aimed at institutional investors and UCIs.	10,000,000 euros (*)	No minimum
XL H	FR001400K3R9	Accumulation and/or distribution	Accumulation and/or distribution	Euro	1,000 euros	All subscribers, more specifically aimed at investors wishing to benefit from systematic and total hedging of foreign exchange risk.	10,000,000 euros (*)	No minimum
I	FR001400K3S7	Accumulation and/or distribution	Accumulation and/or distribution	Euro	1,000 euros	All subscribers	500,000 euros (*)	No minimum
IH	FR001400K3T5	Accumulation and/or distribution	Accumulation and/or distribution	Euro	1,000 euros	All subscribers, more specifically aimed at investors wishing to benefit from systematic and total hedging of foreign exchange risk.	500,000 euros (*)	No minimum



RF	FR001400K3U3	Accumulation and/or distribution	Accumulation and/or distribution	Euro	100 euros	<p>Units reserved for investors subscribing via distributors or intermediaries:</p> <ul style="list-style-type: none"> - that are subject to national legislation prohibiting all retrocessions to distributors - providing an independent advisory service within the meaning of EU Regulation MiFID II - providing a service of individual portfolio management under mandate 	No minimum	No minimum
RF H	FR001400K3V1	Accumulation and/or distribution	Accumulation and/or distribution	Euro	100 euros	<p>Units reserved for investors wishing to benefit from systematic and total hedging against foreign exchange risk, subscribing via distributors or intermediaries:</p> <ul style="list-style-type: none"> - that are subject to national legislation prohibiting all retrocessions to distributors - providing an independent advisory service within the meaning of EU Regulation MiFID II - providing a service of individual portfolio management under mandate 	No minimum	No minimum
A	FR0013392065	Accumulation	Accumulation	Euro	100 euros	All subscribers	No minimum	No minimum
AH	FR0013392073	Accumulation	Accumulation	Euro	100 euros	All subscribers, more specifically aimed at investors wishing to benefit from systematic and total hedging of foreign exchange risk.	No minimum	No minimum
Afer Génération Actions Japon	FR001400RZN3	Accumulation and/or Distribution	Accumulation and/or Distribution	Euro	100 euros	All subscribers, more specifically intended to be used as a vehicle for AFER GENERATION life insurance policies taken out with the Abeille Assurances Group	No minimum	No minimum

Afer Actions Japon	FR001400T1B8	Accumulation and/or Distribution	Accumulation and/or Distribution	Euro	100 euros	All subscribers, more specifically intended to be used as a vehicle for life insurance policies taken out by AFER with the Abeille Assurances Group	No minimum	No minimum
Afer Génération Actions Japon H	FR001400TXL8	Accumulation and/or Distribution	Accumulation and/or Distribution	Euro	100 euros	All subscribers, more specifically intended to be used as a vehicle for AFER GENERATION life insurance policies taken out with the Abeille Assurances Group	No minimum	No minimum
Afer Actions Japon H	FR001400TXM6	Accumulation and/or Distribution	Accumulation and/or Distribution	Euro	100 euros	All subscribers, more specifically intended to be used as a vehicle for life insurance policies taken out by AFER with the Abeille Assurances Group	No minimum	No minimum

(*) It is stated that in the case of subscriptions by more than one company belonging to the same group, within the meaning of Article L.233-3 I. of the French Commercial Code, compliance with this minimum subscription shall be assessed by accumulating the subscriptions of the various companies in that group. Similarly, in the case of subscriptions by more than one UCI/Mandate managed by the same management company, compliance with this minimum subscription shall be assessed by accumulating the different subscriptions of the UCIs/Mandates of that Management Company.

These units may also be subscribed on the basis of one unit (or a fraction of a unit) by:

- The Management Company or an entity belonging to the same group;
- The Depositary or an entity belonging to the same group;
- The Marketer or an entity belonging to the same group.

➤ **The latest annual report and the latest periodic statement are available from**

The latest annual reports, the asset breakdown, along with additional explanations will be sent to the unitholder, free of charge, within eight working days on written request to:

Ofi Invest Asset Management
Legal Department (Service Juridique)
22 Rue Vernier, 75017 Paris, France
ld-juridique.produits.am@ofi-invest.com



II - STAKEHOLDERS

Management company

Ofi Invest Asset Management
A management company accredited by the AMF on 15 July 1992
A Limited Liability Company with an Executive Board
Registered office: 22 rue Vernier, 75017 Paris, France

Depository

Société Générale S.A.
A credit institution created on 8 May 1864 by a decree of authorisation signed by Napoleon III and accredited by the ACPR
A limited company (société anonyme)
Registered office: 29, boulevard Haussmann, 75009 Paris, France.
Registered office: 189, rue d'Aubervilliers, 75886 Paris Cedex 18, France

The depository functions cover the missions of custody of assets, supervision of the regularity of the management company's decisions and monitoring the liquidity movements of UCIs, as these missions are defined by the applicable regulations.
The depository is independent from the management company.
The description of any delegated custody duties, the list of delegates and sub-delegates and the information relating to conflicts of interest which may arise from these delegations are available on the depository's website: <http://www.securities-services.societegenerale.com/fr/nous-connaître/chiffres-cles/rapports-financiers/>.

Updated information is available to investors on request.

Custodian

Société Générale S.A.
A credit institution created on 8 May 1864 by a decree of authorisation signed by Napoleon III and accredited by the ACPR
A limited company (société anonyme)
Registered office: 29, boulevard Haussmann, 75009 Paris, France
Registered office: 189, rue d'Aubervilliers, 75886 Paris Cedex 18, France
Nationality: France

Institution responsible for centralising subscription and redemption orders by delegation by the management company

Société Générale S.A.
A credit institution created on 8 May 1864 by a decree of authorisation signed by Napoleon III and accredited by the ACPR
A limited company (société anonyme)
Registered office: 29, boulevard Haussmann, 75009 Paris, France
Postal address: 32, rue du Champ-de-tir, 44000 Nantes, France
Nationality: France

Institution responsible for keeping unit registers

Société Générale S.A.
A credit institution created on 8 May 1864 by a decree of authorisation signed by Napoleon III and accredited by the ACPR
A limited company (société anonyme)
Registered office: 29, boulevard Haussmann, 75009 Paris, France
Postal address: 32, rue du Champ-de-tir, 44000 Nantes, France

Statutory auditors

Cabinet Deloitte & Associés
Representative: Mr Olivier Galienne
Postal address: 6 place de la Pyramide, Tour Majunga, 92908 Paris La-Défense Cedex, France

Marketer

Ofi Invest Asset Management
A Limited Liability Company with an Executive Board
Registered office: 22 rue Vernier, 75017 Paris, France

Delegates

Delegated accounts manager

Société Générale
Limited Liability Company with a Board of Directors and a Supervisory Board
Registered office: 29 boulevard Haussmann, 75009 Paris, France
Postal address: 189 rue d'Aubervilliers, 75886 Paris Cedex 18, France

Advisers

N/A



III - OPERATING AND MANAGEMENT PROCEDURE

III - 1 General characteristics

➤ Characteristics of units

Every unitholder has a right of joint ownership on the assets of the Mutual Fund proportional to the number of units owned.

Liabilities accounting is handled by Société Générale S.A. Units are admitted to Euroclear France.

No voting rights are attached to the holding of units in the Mutual Fund, decisions regarding the operation of the fund being taken by the management company.

The form of units is either registered or bearer, depending on the option chosen by the unitholder on subscription. Unitholders' rights are represented by an entry in their name in the register of unitholders or, for holding in bearer form, with the intermediary of their choice.

➤ Closing date

The closing date for the financial year is the last trading day in Paris in August.

➤ Tax arrangements

The arrangements described below only include the main points of French taxation applicable to UCIs. If in doubt, unitholders are invited to discuss their tax situation with an adviser.

On account of its tax neutrality, a UCI is not liable to corporation tax. Taxation is understood to apply at unitholder level.

The tax arrangements applicable to the amounts distributed by the UCI, or to the deferred capital gains or losses or those realised by the UCI, depend on the tax provisions applicable to the investor's specific situation, his residence for tax purposes and/or the jurisdiction of investment of the UCI.

Certain income distributed by the UCI to non-residents in France may be liable, in that State, to withholding tax.

Tax arrangements may be different when the UCI is subscribed to under a contract conferring entitlement to specific benefits (insurance policy, DSK, SSP, etc.) and the unitholder is then invited to refer to the specific tax provisions of this contract.

III - 2 Special provisions

➤ ISIN codes:

- ❖ XXL unit: FR0013340841
- ❖ XL unit: FR0010247072
- ❖ XL H unit: FR001400K3R9
- ❖ I unit: FR001400K3S7
- ❖ IH unit: FR001400K3T5
- ❖ RF unit: FR001400K3U3
- ❖ RF H unit: FR001400K3V1
- ❖ XL unit: FR0013392065
- ❖ AH unit: FR0013392073
- ❖ Afer Génération Actions Japon unit: FR001400RZN3
- ❖ Afer Actions Japon unit: FR001400T1B8
- ❖ Afer Génération Actions Japon H unit: FR001400TXL8
- ❖ Afer Actions Japon H unit: FR001400TXM6

➤ **Classification**

-

➤ **Management objective**

The Mutual Fund's objective is to capture the financial potential of the Japanese economy and to offer investors performance in relation to changes on the Japanese equity market.

➤ **Reference benchmark**

The benchmark is the Topix (Tokyo Stock Price Index) Net Total Return (closing price - dividends reinvested):
XL, I, RF, A, Afer Génération Actions Japon and Afer Actions Japon units: Topix Net Total Return (TPXNTR)
XXL H, XL H, IH, RF H, AH, Afer Génération Actions Japon H and Afer Actions Japon N units: Topix Net Total Return Euro Hedged (TPXNEH)

The TOPIX index is an index constructed from the 2,000 shares listed in the first section of the Tokyo Stock Exchange. It is calculated by weighting each security according to its market capitalisation. It is posted daily on the website <https://www.jpx.co.jp/english/markets/indices/topix/>.

The Mutual Fund is actively managed. The composition of the Mutual Fund may differ materially from the allocation of the reference benchmark.

The benchmark is used for financial performance measurement purposes. It has been chosen independently of the environmental and/or social characteristics promoted by the Mutual Fund.

➤ **Investment strategy**

Strategy used

The strategy is discretionary in terms of stock picking.

Securities will be selected according to the following process:

Between 60% and 100% of the net assets in the Mutual Fund's portfolio will be invested on the Japanese listed equity market, and up to 10% of the Fund's portfolio will be invested in other countries, including emerging countries.

The rest of the portfolio will be invested, on the basis of between 0% and 40% of the net assets, in debt securities and money market instruments, issued on the Japanese market and up to 10% of the rest of the portfolio will be invested in securities from other countries, including emerging countries.

The range of sensitivity to interest rates will be between 0 and +8.

Up to 10% of the Mutual Fund's net assets may be exposed to emerging markets.

Up to 10% of the assets of the portfolio will be invested in UCI units or shares.

The portfolio's exposure may also be achieved or adjusted by means of units or shares in derivatives or instruments with embedded derivatives.

XXL H, XL H, IH, RF H, AH, Afer Génération Actions Japon H and Afer Actions Japon H units will be systematically hedged against the risk of fluctuations in euro/yen parity. The instruments used will be forward foreign exchange contracts.

Analysis of non-financial criteria

Alongside the financial analysis, as part of their study, the manager also analyses non-financial criteria in order to select the very best portfolio securities. The proportion of ESG-analysed securities in the portfolio must be greater than 90% of the fund's net assets (excluding cash, UCIs and derivatives).

Therefore, the management adopts a "Best-in-Class" ESG approach, which involves excluding the weighted 20% of securities with the lowest ESG ratings from each sector of the SRI comparison universe, including securities that make up the TOPIX index

Should the ESG rating of a security be downgraded, resulting in it changing from an investable to a non-investable security, sales transactions must be initiated as soon as it is confirmed that investments can no longer be made in it, as per the process outlined in the Responsible Investment Policy available on the Ofi Invest AM website.

The Management Company believes that this index is suitable for the purposes of comparing the fund's ESG score based on its strategy.

Although it will have the final say on the investment decision on the securities selected based on the ESG approach, the Management Company will rely on its proprietary ESG rating produced by its ESG analysis team and outlined in the pre-contractual annex.

In addition, Ofi Invest Asset Management has identified risk areas for its investments in relation to specific business sectors and international benchmarks. Therefore, the Management Company has introduced exclusionary policies to minimise these risks and manage its reputational risk.

The Fund applies the exclusion policies summarised in the “Investment Policy: Sector-based and Norm-based Exclusions” document, available online at: https://www.ofi-invest-am.com/pdf/principes-et-politiques/investment-policy_sectorial-and-norms-based-exclusions.pdf.

These exclusion policies are also available in full online at <https://www.ofi-invest-am.com>.

The Fund does not have an SRI label.

➤ [SFDR:](#)

How sustainability risks are integrated into product investment decisions:

The Fund promotes environmental and/or social and governance characteristics within the meaning of Article 8 of Regulation (EU) 2019/2088 on sustainability-related disclosures in the financial services sector (“SFDR”), but does not make this promotion a sustainable investment objective.

However, a minimum of 30% of the Fund’s net assets are held in sustainable investments. Nevertheless, the Fund may hold investments aligned with the environmental or social characteristics that do not qualify as sustainable investments.

For more information on taking environmental and/or social and governance characteristics into account, please refer to the template pre-contractual disclosure document as appended to the prospectus (annex for the financial products referred to in Article 8, paragraphs 1, 2 and 2a, of the SFDR and Article 6, first paragraph, of the Taxonomy Regulation).

➤ [Taxonomy:](#)

The investments underlying this financial product do not take into account the EU criteria for environmentally sustainable economic activities as defined by the “Taxonomy Regulation” (Regulation (EU) 2020/852 on the establishment of a framework to promote sustainable investment, and amending the SFDR).

The Mutual Fund does not currently make any minimum commitments on aligning its activities with the Taxonomy Regulation. Accordingly, the minimum investment percentage aligned with the EU Taxonomy to which the Fund commits is 0%.

The “do no significant harm” principle applies only to those investments underlying the financial product that take into account the EU criteria for environmentally sustainable economic activities.

Financial criteria

The fundamental approach to portfolio management is based on stock picking, i.e., the ability of managers to select companies based on qualitative and quantitative criteria such as: their intrinsic qualities and their potential for above-average stock market appreciation on the basis of an analysis of the companies in which the fund invests and their valuation. No investment decision is made if not supported by strong valuation arguments.

Managers consider themselves long-term investors. When they are considering a particular security, they do not seek a short-term catalyst, but consider the security’s valuation with a view to benefiting from appreciation over two to three years. The Fund’s stock-picking reflects the strongest convictions of the manager, who expresses these convictions through the weighting of securities in the portfolio.

Assets excluding embedded derivatives:

❖ ***Equities and securities giving access to capital***

Between 60% and 100% of the portfolio’s net assets will be made up of listed Japanese equities, as well as securities giving direct or indirect access to capital or company voting rights.

The level of use generally sought, corresponding to the usual use intended by the manager, is 90% of the net assets.

It is stated that a target allocation is a goal, not a mandatory ratio, which might not be met due to specific circumstances suggesting to the managers that an asset class may not present the optimal investment at a given time.

The securities held may concern all economic sectors. The securities will be classified under all market cap sizes. They will be denominated in yen and, within the limit of 10%, in dollars and in euros.

❖ **Debt securities and money market instruments:**

Between 0% and 40% of the Mutual Fund's assets may be held, as an inverse function of the size of the equity allocation, in debt securities and money market instruments issued on the Japanese market and between 10% of the Fund's assets may be held on other markets.

The types of debt securities and money market securities used will be as follows:

- fixed-rate bonds
- variable-rate notes
- inflation-linked bonds
- callable bonds
- puttable bonds
- transferable debt securities
- unstructured EMTNs
- equity securities
- subordinated securities
- government bonds

The issuers selected will belong equally to the public sector and the private sector.

The securities held will be denominated in yen but may, within the limit of 10%, be denominated in a currency other than yen.

The portfolio's sensitivity range will be between 0 and +8.

The securities picked will be covered by all ratings. The Mutual Fund may also invest up to 40% of its net assets in speculative (High Yield) debt securities (i.e., with a Standard & Poor's rating or equivalent rating of lower than BBB- or with an equivalent rating by an independent rating agency) or unrated debt securities.

It is specified that each issuer selected forms the subject of an analysis by the management company, which may differ from the rating agency's analysis. In order to determine the rating of the issue, the management company may rely on both its own analyses of credit risk and on ratings from ratings agencies, without automatically or exclusively relying on these latter ratings.

If the rating is downgraded, the securities may be sold without this being an obligation, these sales, where applicable, being completed immediately or within a period enabling these transactions to be carried out in the interests of shareholders and under the best possible conditions, depending on market opportunities.

❖ **UCI shares or units**

The portfolio may invest up to 10% of its net assets in units or shares of UCIs implementing SRI type management, according to the following information:

	Investment authorised in terms of the UCI
UCITS under French or foreign law	10%
AIFs under French law*	10%
European AIFs or foreign investment funds*	10%
Foreign investment funds	N/A

* meeting the conditions of Article R. 214-13 of the French Monetary and Financial Code.

The portfolio may not invest in funds of funds and feeder funds.

The Mutual Fund may hold UCIs managed by the management company or affiliated management companies.

Derivatives

In order to achieve the management objective, the Mutual Fund may use derivative instruments under the conditions defined below:

- Types of markets:
 - Regulated
 - Organised
 - OTC
- Risks on which the manager wishes to intervene:
 - Equity
 - Interest rate
 - Currency
 - Credit

- Type of intervention, all transactions having to be limited to achievement of the management objective:
 - ☒ Hedging
 - ☒ Exposure
 - ☐ Arbitrage
- Type of instruments used:
 - ☒ Futures
 - ☒ Options
 - ☒ Swaps
 - ☒ Forward foreign exchange
 - ☐ Credit derivatives: Total Return Swaps (TRS) (index-based or single-name)
- Strategy of use of derivatives in order to achieve the management objective:
 - ☐ Portfolio's overall hedging
 - ☐ Reconstitution of synthetic exposure to assets and risks
 - ☒ Increase in market exposure

The use of derivatives will not have the effect of significantly or permanently distorting the environmental and/or social and governance characteristics promoted by the Mutual Fund.

Specific information on the use of TRS:

When using Total Return Swaps (TRS), the management company may decide to exchange the return of its portfolio against an index in order to set the outperformance generated. It may also proceed with arbitrage between asset classes or between sectors and/or geographical areas in order to achieve opportunistic performance.

The Mutual Fund may use TRS within the limit of 100% of the net assets. The assets that may form the subject of such contracts are bonds and other debt securities, these assets being compatible with the Fund's management strategy.

The TRS is a 'total return' over-the-counter contract.

TRS are systematically used for the sole purpose of achieving the UCITS' management objective and will form the subject of a remuneration retained in full by the UCITS. Total return swaps will have a fixed maturity and will be negotiated with the counterparties in advance, based on the investment universe and on the breakdown of associated costs.

In this context, the Mutual Fund may receive/pay collateral, the functioning and characteristics of which are set out under "Collateral".

Assets forming the subject of a total return swap will be held by the counterparty to the transaction or by the custodian. These transactions are traded with major French or international counterparties, such as credit institutions or banks with a rating of up to BBB (Standard & Poor's, Moody's or Fitch rating or the management company's rating) selected by the management company in accordance with its counterparty selection and assessment policy, available at www.ofi-invest-am.com.

Instruments with embedded derivatives

The Mutual Fund may hold the following instruments with embedded derivatives:

- Risks on which the manager wishes to intervene:
 - ☒ Equity
 - ☒ Interest rate
 - ☒ Currency
 - ☒ Credit
- Type of intervention:
 - ☒ Hedging
 - ☒ Exposure
 - ☐ Arbitrage

- Type of instruments used:

- Convertible bonds
- Exchangeable bonds
- Bonds with subscription warrants
- Bonds redeemable in shares
- ☐ Convertible contingent bonds
- ☐ Credit Link Notes
- ☐ Structured EMTNs
- Rights and warrants
- Callable bonds
- Puttable bonds

- Strategy of use of embedded derivatives in order to achieve the management objective:

In general, using instruments with embedded derivatives helps:

- expose the portfolio to the equity and currency market;
- expose the portfolio to the interest rate market, in particular for the purposes of adjusting the portfolio's sensitivity, within the limits specified elsewhere;
- and hedge the portfolio against interest rate or currency risks, or to intervene quickly, in particular in the event of significant movements in flows linked to redemptions, subscriptions and/or any sudden fluctuations in the markets.

Deposits

The Mutual Fund will not make any deposits, but may hold cash within the limit of 10% of its net assets, for the purposes of cash flow management.

Cash borrowings

The Mutual Fund may use cash borrowings (borrowings and bank overdrafts) within the limit of 10% of its net assets. These borrowings will be arranged with a view to optimising cash management and managing the terms of deferred payment of movements of assets and liabilities.

Temporary purchases and sales of securities

- Type of transactions used:

- Repurchase and reverse repurchase agreements in accordance with the French Monetary and Financial Code
- ☐ Securities lending and borrowing in accordance with the French Monetary and Financial Code

- Type of intervention:

- Cash management
- Optimisation of UCITS income

These transactions may concern all financial securities eligible for the Mutual Fund.

These transactions are traded with major French or international counterparties, such as credit institutions or banks with a rating of up to BBB- (Standard & Poor's, Moody's or Fitch ratings or the management company's rating), selected by the management company in accordance with its counterparty selection and assessment policy, available at www.ofi-invest-am.com.

Treatment of temporary purchases and sales of securities takes the following factors into account: the rates obtained and the counterparty and guarantee risk. While all securities financing activities are fully collateralised, there is still a credit risk associated with the counterparty. Ofi Invest Asset Management therefore ensures that all these activities are carried out according to criteria approved by its clients in order to minimise these risks: the term of the loan, the speed of execution, the probability of settlement.

Additional information on the remuneration of these transactions is provided under the heading "Charges and fees".

The specific risks associated with temporary purchases and sales of securities are described under the heading "Risk Profile".

Intended and authorised levels of use:

	Reverse repurchase agreements	Repurchase agreements	Securities lending	Securities borrowing
Maximum proportion of assets under management	100%	100%	N/A	N/A
Expected proportion of assets under management	10%	10%	N/A	N/A

Maximum leverage effect

The Mutual Fund's consolidated exposure level, calculated using the commitment method, incorporating exposure through paper securities, units or shares of UCIs and derivative instruments, may represent up to 300% of the net assets (gross leverage) and up to 200% of the net assets (net leverage).

Counterparties used

These transactions are traded with major French or international counterparties, such as credit institutions or banks selected by the management company in accordance with its counterparty selection and assessment policy, available at www.ofi-invest-am.com. It is stated that when the Mutual Fund uses total return swaps (TRS) and temporary purchases and temporary sales of securities (TSS), it is advisable to refer to the special provisions for selecting counterparties for these instruments (see provisions relating to counterparties selected under the heading "Special Information on the Use of TRS").

It is specified that these counterparties have no discretion over the composition or management of the Mutual Fund's investment portfolio, the underlying assets of derivative financial instruments and/or the composition of the index in the context of index swaps. Similarly, counterparty approval will not be required for any transaction relating to the Mutual Fund's investment portfolio.

On account of the transactions realised with these counterparties, the Mutual Fund bears the risk of their defaulting (such as insolvency or bankruptcy). In such a situation, the net asset value of the Mutual Fund may fall (see definition of this risk under "Risk profile" below).

These transactions form the subject of exchanges of cash collateral.

Collateral

In the context of these transactions, the Mutual Fund may receive/pay cash collateral. The required level of this collateral is 100%.

Cash collateral received may be reinvested, under the conditions set out by the regulations, in deposits or in short-term variable net asset value money market funds.

Collateral received by the Mutual Fund will be kept by the depositary.

➤ **Risk profile**

Your money will be invested in financial instruments selected by the management company. These instruments will experience the developments and fluctuations of the financial markets.

Through the Mutual Fund's investments, the risks for unitholders are as follows:

Main risks:

Discretionary management risk

The discretionary management approach is based on expectations of changes on the various markets. There is a risk that the Mutual Fund will not be invested at all times in the best performing securities and on the best performing markets.

Capital loss risk

The Mutual Fund does not benefit from any guarantee or protection. It is therefore possible that the capital originally invested might not be returned in full or that the performance might diverge from the reference benchmark.

Equity risk

If the equities or indices to which the Mutual Fund's portfolio is exposed fall, the net asset value will fall. Due to the rapid, irregular movements on equity markets, in both directions, the Mutual Fund may achieve a performance well short of the average performance which might be observed over a longer period.

Investors' attention is drawn to the fact that the Mutual Fund will invest in listed small-cap securities. The price or valuation of these securities may give rise to significant upward and downward discrepancies, and their disposal may involve time limits.

Interest rate risk

If interest rates rise, the value of investments in bond instruments or debt securities will fall, as will the net asset value. This risk is measured by the sensitivity reflecting the impact that a 1% change in interest rates may have on the Mutual Fund's net asset value. For example, for a Mutual Fund with a sensitivity of +2, an increase of 1% in interest rates will lead to a 2% drop in the Mutual Fund's net asset value.

Credit risk

The Mutual Fund's net asset value will fall if it holds a bond or debt instrument from an issuer whose rating is downgraded or from an issuer who is no longer able to pay coupons or repay capital.

Risk associated with derivatives

To the extent that the Mutual Fund may invest in derivatives and embedded derivatives, the Mutual Fund's net asset value may therefore fall more significantly than the markets on which the Mutual Fund is exposed.

Foreign exchange risk

Given that the Mutual Fund may invest in securities and/or UCIs denominated in currencies other than the euro, the unitholder may be exposed to a drop in net asset value in the event of any variation in exchange rates.

Legal risk associated with the use of securities financing transactions

The Mutual Fund may be exposed to trading difficulties or a temporary inability to trade certain securities in which the Mutual Fund invests or those received as collateral, in the event of the defaulting of a counterparty to temporary purchases and sales of securities.

Risk associated with investment in subordinated securities (subordinated financial issues or hybrid corporate issues)

It is stated that a debt is said to be subordinated when its repayment depends on the initial repayment of other creditors (preferred creditors, unsecured creditors). As a result, the subordinated creditor will be repaid after the ordinary creditors, but before the shareholders. The interest rate for this type of debt will be higher than for other debts. In the case of the triggering of one or more clauses provided for in the issue documentation for said subordinated debt securities and, more generally, in the case of a credit event affecting the issuer concerned, there is a risk of a drop in the Mutual Fund's net asset value. The use of subordinated bonds exposes the Mutual Fund in particular to the risks of cancellation or postponement of coupons (at the issuer's sole discretion), and of uncertainty over the redemption date.

Risk associated with investment in convertible bonds

Investors' attention is drawn to the indirect use of convertible bonds, instruments introducing equity risk and exposure to equity volatility. As a result, the Mutual Fund's net asset value may fall in the event of an increase in interest rates, a deterioration in the issuer's risk profile, a drop in the equity markets or a drop in the valuation of conversion options.

Legal risk associated with the use of total return swaps (TRS)

The Mutual Fund may be exposed to trading difficulties or a temporary inability to trade certain securities in which the UCITS invests or in those received as collateral, in the event of a defaulting counterparty to total return swaps (TRS).

Counterparty risk

The unitholder is exposed to the defaulting of a counterparty or its inability to meet its contractual obligations in an OTC transaction, which could result in a drop in net asset value.

Risk associated with the use of derivative instruments

To the extent that the Fund may invest in derivatives and embedded derivatives, the net asset value of the Fund may therefore fall more significantly than the markets to which the Fund is exposed.

Sustainability risks

The Mutual Fund is exposed to sustainability risks. If an environmental, social or governance event or situation occurs, this could cause an actual or a potential material adverse impact on the value of the investment.

The Mutual Fund's investment strategy incorporates non-financial criteria according to a restrictive and material approach aimed at excluding securities with the lowest ESG ratings, in particular in order to reduce the potential impact of sustainability risks.

For more information on the policies relating to the incorporation of sustainability risks implemented by the management company, unitholders are invited to visit www.ofi-invest-am.com.

Secondary risks:**Liquidity risk**

The Mutual Fund may invest, in part, in illiquid securities due to the market on which they may be traded or due to specific conditions of sale. As a result, the value of these securities may give rise to significant discrepancies in either direction. In particular, in the event of a significant redemption of units in the Mutual Fund, the manager may be forced to sell these assets under the conditions at that time, which may result in a drop in net asset value.

Risk associated with investing in emerging markets

The UCITS may invest on an ancillary basis in securities in emerging markets. Potential investors are advised that investment in these countries may increase market and credit risks. Both upward and downward market movements may be stronger and faster in these markets than in major international markets. In addition, investment in such markets involves the risk of restrictions on foreign investment, a counterparty risk and the risk of illiquidity of certain lines of the UCITS.

➤ **Guarantee or protection**

The Mutual Fund does not form the subject of any guarantee or protection.

➤ **Subscribers concerned and standard investor profile**

XXL H unit: all subscribers, more specifically aimed at institutional investors and UCIs wishing to benefit from hedging against foreign exchange risk.

XL unit: all subscribers, more specifically aimed at institutional investors and UCIs.

XL H unit: all subscribers, more specifically aimed at investors wishing to benefit from systematic and total hedging of foreign exchange risk.

I unit: all subscribers.

IH unit: all subscribers, more specifically aimed at investors wishing to benefit from systematic and total hedging of foreign exchange risk.

RF unit: reserved for investors subscribing via distributors or intermediaries: subject to national legislation prohibiting any retrocession to distributors, or providing an independent advisory service within the meaning of EU Regulation MiFID 2 or providing an individual portfolio management service under mandate.

RF H unit: reserved for investors wishing to benefit from systematic and total hedging against foreign exchange risk, subscribing via distributors or intermediaries: subject to national legislation prohibiting any retrocession to distributors, or providing an independent advisory service within the meaning of EU Regulation MiFID 2 or providing an individual portfolio management service under mandate.

A unit: all subscribers.

AH unit: all subscribers, more specifically aimed at investors wishing to benefit from hedging against foreign exchange risk.

Afer Génération Actions Japon unit: All subscribers, more specifically intended to be used as a vehicle for AFER GENERATION life insurance policies with the Abeille Assurances Group

Afer Actions Japon unit: All subscribers, more specifically intended to be used as a vehicle for life insurance policies taken out by AFER with the Abeille Assurances Group

Afer Génération Actions Japon H unit: All subscribers, more specifically intended to be used as a vehicle for AFER GENERATION life insurance policies with the Abeille Assurances Group, who want to benefit from systematic and total hedging against foreign exchange risk.

Afer Actions Japon H unit: All subscribers, more specifically intended to be used as a vehicle for life insurance policies taken out by AFER with the Abeille Assurances Group, who want to benefit from systematic and total hedging against foreign exchange risk.

This Mutual Fund is aimed at investors who are sufficiently experienced to assess the merits and risks of a speculative management strategy on international interest rate markets, with exposure to the risks detailed under the heading "Risk Profile".

Recommended investment period: five years.

The amount that it is reasonable to invest in this Mutual Fund depends on the personal situation of each investor. To determine this, investors should take into account their personal wealth, their current needs and the recommended investment period, but also their wish to take risks or, on the contrary, to favour prudent investment. They are also strongly advised to diversify their investments sufficiently, so as not to expose them exclusively to the risks of this Mutual Fund.

The Mutual Fund's units have not been, and will not be, registered under the US Securities Act of 1933, or under any law applicable in any State in the US.

Consequently, these units may not be divested or offered/sold, directly or indirectly, throughout the United States of America; nor may they be divested or offered/sold to any national of the United States of America (hereinafter referred to as a US Person, as defined by the United States Regulation S under the Securities Act of 1933, as adopted by the Securities and Exchange Commission), unless a registration of units was completed or an exemption was applicable. In any event, such a transaction may only take place with the prior express consent of the UCITS' management company.

In addition, the Mutual Fund is not and will not be registered under the US Investment Company Act of 1940; as a result, any resale or disposal of units in the United States of America or to a US Person may constitute a violation of US law, and requires the prior written consent of the UCITS' management company.

Taking into account the provisions of Council Regulation (EU) No 833/2014 and Council Regulation (EU) No 2022/398, it shall be prohibited to accept subscriptions to the units of this Mutual Fund by any Russian or Belarusian national, by any natural person resident in Russia or Belarus or by any legal person, entity or body based in Russia or Belarus, except for nationals of a Member State of the European Union and natural persons holding a temporary or permanent residence permit in a Member State of the European Union.

➤ **Procedure for determination and allocation of distributable amounts**

Distributable amounts are made up of:

1. The net result, which corresponds to the amount of interest, arrears, dividends, premiums and bonuses, directors' fees and all other income relating to the securities making up the Mutual Fund's portfolio, plus income from sums temporarily available and minus management fees and the cost of borrowing, plus retained income, plus or minus the balance of the income adjustment account;
2. The capital gains made, net of costs, minus capital losses made, net of costs, established during the financial year, plus net capital gains of the same nature established during previous financial years not having formed the subject of distribution or accumulation, and minus or plus the balance of the capital gains adjustment account.

The Mutual Fund has opted for the following allocation method for distributable amounts:

- for A and AH units: pure accumulation: distributable sums are accumulated in full, except those subject to mandatory distribution by virtue of the law;
- for XXL H, XL, XL H, I, IH, RF - RF H – Afer Génération Actions Japon and Afer Actions Japon units: accumulation and/or distribution: the management company decides, each year, on the allocation, in full or in part, of the net result and also of capital gains made, independently of each other, and may decide, during the financial year, to distribute one or more interim payments.

➤ **Frequency of distribution**

Annually

Where applicable, the Mutual Fund may pay interim dividends.

➤ **Characteristics of units**

Units	ISIN code	Allocation of distributable sums		Currency	Initial unit amount	Subscribers concerned	Minimum amount for first subscription	Minimum amount for subsequent subscriptions
		Net profit/loss	Net capital gains realised					
XXL H	FR0013340841	Accumulation and/or distribution	Accumulation and/or distribution	Euro	1,000 euros	All subscribers, more specifically aimed at institutional investors and UCIs wishing to benefit from systematic and total hedging against foreign exchange risk.	30,000,000 euros (*)	No minimum
XL	FR0010247072	Accumulation and/or distribution	Accumulation and/or distribution	Euro	10,000 euros	All subscribers, more specifically aimed at institutional investors and UCIs.	10,000,000 euros (*)	No minimum
XL H	FR001400K3R9	Accumulation and/or distribution	Accumulation and/or distribution	Euro	1,000 euros	All subscribers, more specifically aimed at investors wishing to benefit from systematic and total hedging of foreign exchange risk.	10,000,000 euros (*)	No minimum
I	FR001400K3S7	Accumulation and/or distribution	Accumulation and/or distribution	Euro	1,000 euros	All subscribers	500,000 euros (*)	No minimum

IH	FR001400K3T5	Accumulation and/or distribution	Accumulation and/or distribution	Euro	1,000 euros	All subscribers, more specifically aimed at investors wishing to benefit from systematic and total hedging of foreign exchange risk.	500,000 euros (*)	No minimum
RF	FR001400K3U3	Accumulation and/or distribution	Accumulation and/or distribution	Euro	100 euros	Units reserved for investors subscribing via distributors or intermediaries: - that are subject to national legislation prohibiting all retrocessions to distributors - providing an independent advisory service within the meaning of EU Regulation MiFID II - providing a service of individual portfolio management under mandate	No minimum	No minimum
RF H	FR001400K3V1	Accumulation and/or distribution	Accumulation and/or distribution	Euro	100 euros	Units reserved for investors wishing to benefit from systematic and total hedging against foreign exchange risk, subscribing via distributors or intermediaries: - that are subject to national legislation prohibiting all retrocessions to distributors - providing an independent advisory service within the meaning of EU Regulation MiFID II - providing a service of individual portfolio management under mandate	No minimum	No minimum
A	FR0013392065	Accumulation	Accumulation	Euro	100 euros	All subscribers	No minimum	No minimum
AH	FR0013392073	Accumulation	Accumulation	Euro	100 euros	All subscribers, more specifically aimed at investors wishing to benefit from systematic and total hedging of foreign exchange risk.	No minimum	No minimum

Afer Génération Actions Japon	FR001400RZN3	Accumulation and/or Distribution	Accumulation and/or Distribution	Euro	100 euros	All subscribers, more specifically intended to be used as a vehicle for AFER GENERATION life insurance policies taken out with the Abeille Assurances Group	No minimum	No minimum
Afer Actions Japon	FR001400T1B8	Accumulation and/or Distribution	Accumulation and/or Distribution	Euro	100 euros	All subscribers, more specifically intended to be used as a vehicle for life insurance policies taken out by AFER with the Abeille Assurances Group	No minimum	No minimum
Afer Génération Actions Japon H	FR001400TXL8	Accumulation and/or Distribution	Accumulation and/or Distribution	Euro	100 euros	All subscribers, more specifically intended to be used as a vehicle for AFER GENERATION life insurance policies taken out with the Abeille Assurances Group	No minimum	No minimum
Afer Actions Japon H	FR001400TXM6	Accumulation and/or Distribution	Accumulation and/or Distribution	Euro	100 euros	All subscribers, more specifically intended to be used as a vehicle for life insurance policies taken out by AFER with the Abeille Assurances Group	No minimum	No minimum

(*) It is stated that in the case of subscriptions by more than one company belonging to the same group, within the meaning of Article L.233-3 I. of the French Commercial Code, compliance with this minimum subscription shall be assessed by accumulating the subscriptions of the various companies in that group. Similarly, in the case of subscriptions by more than one UCI/Mandate managed by the same management company, compliance with this minimum subscription shall be assessed by accumulating the different subscriptions of the UCIs/Mandates of that Management Company.

These units may also be subscribed on the basis of one unit (or a fraction of a unit) by:

- The Management Company or an entity belonging to the same group;
- The Depositary or an entity belonging to the same group;
- The Marketer or an entity belonging to the same group.

➤ Subscription and redemption procedure

Orders are executed according to the table below:

D-1	D-1	D: NAV striking day	D+1 trading day	D+1 trading day	D+1 trading day
Centralisation of subscription orders before 12:00 pm	Centralisation of redemption orders before 12:00 pm	Execution of the order on D at the latest	Publication of net asset value	Delivery of subscriptions	Payment of redemptions

Frequency of calculation of net asset value: daily.

The net asset value is calculated every trading day worked, excluding public holidays in France or Japan (therefore, the NAV is not calculated on the closure days for one of the following stock markets: Paris and Tokyo).

Subscriptions and redemptions are collected by:

Société Générale S.A.
32, rue du Champ de Tir, 44000 Nantes, France

Subscription and redemption orders (processed at an unknown price) are centralised daily before 12:00 pm (D-1) and are executed on the basis of the net asset value (dated on D) calculated on D+1, based on closing prices on D.

For subscriptions and redemptions that pass through another institution, an additional time period to route these orders to the centralising agent is required for processing instructions.

In the case of simultaneous redemption and subscription for the same number of units, the corresponding subscription is carried out at the same net asset value as the net asset value of the redemption. Switching to another unit class is considered for tax purposes as a redemption transaction followed by a new subscription. It is not subject to any specific procedure and may generate a taxable capital gain for the unitholder.

Subscriptions can be expressed either as an amount or as a number of units, and redemptions as a number of units.

The net asset value is made available by the management company. It shall be communicated to any person submitting a request.

In order to optimise management of the Mutual Fund, the management company wishes to monitor the activity of its subscribers. By subscribing to this Mutual Fund, unitholders who are legal entities expressly agree that their account holder will mention an identification code on their subscription, redemption or transfer orders.

Redemption capping mechanism ("Gates"):

Under the provisions of the General Regulations of the AMF, the Management Company may, on a temporary basis when exceptional circumstances so require, implement the redemption capping mechanism enabling the redemption requests of Fund unitholders to be spread over several net asset values if they exceed a certain level, which is determined objectively in order to guarantee the balance of the management of the Fund and therefore the equality of the unitholders.

Thus, the level determined by Ofi invest Asset Management corresponds to a threshold of 5% (redemptions net of subscriptions/last known net asset value). The threshold is justified by the calculation frequency of the Fund's net asset value, its management strategy and the liquidity of the assets that it holds.

However, this threshold is not triggered systematically: if liquidity conditions permit, the Management Company may decide to honour redemptions above this threshold. The maximum application duration for this mechanism is fixed at twenty (20) net asset values over three (3) months.

Subscription and redemption transactions, for the same number of units, on the basis of the same net asset value and for the same unitholder or beneficial owner (referred to as round-trip transactions) are not affected by the redemption cap.

Description of the method used:

Fund unitholders are reminded that the threshold for triggering the redemption capping mechanism is measured using the ratio between:

- the difference, on the same centralisation date, between the number of Fund units for which the redemption is requested or the total amount of these redemptions, and the number of Fund units for which subscription is requested or the total amount of these subscriptions; and
- the net assets or the total number of Fund units.

If the Fund has many different unit classes, the threshold for triggering the mechanism will be the same for all Fund unit classes.

This threshold applies to centralised redemptions for all of the Fund's assets and not specifically to the Fund's unit classes.

If redemption requests exceed the threshold for triggering the redemption capping mechanism, the Management Company may decide to honour redemption requests above the provided cap, and therefore partially or fully execute orders that may have been blocked.

By way of example, if the total redemption requests for the Fund's units, on the same centralisation date, are 10%, while the triggering threshold is set at 5% of the net assets, the Management Company may decide to honour redemption requests up to 7% of net assets (and therefore execute 70% of redemption requests instead of 50% if it were to strictly apply the 5% cap).

Procedure for informing unitholders:

Should the redemption capping mechanism be activated, all Fund unitholders will be informed via the Management Company's website: <https://www.ofi-invest-am.com>

Fund unitholders whose orders have not been executed will be informed of this specifically as soon as possible.

Processing of orders that have not been executed:

These will be automatically deferred to the next net asset value and will not have priority over new redemption orders placed for execution on the next net asset value. In any event, redemption orders that have not been executed and automatically carried forward may not be revoked by the affected Fund unitholders.

➤ **Charges and fees**

Subscription and redemption fees:

Subscription and redemption fees are added to the subscription price paid by investors, or deducted from the redemption price. Fees retained by the Mutual Fund are used to offset the costs borne by the Mutual Fund to invest or divest the assets entrusted. Fees not retained by the Mutual Fund are paid to the management company, the marketer, etc.

Fees payable by investors, collected at the time of subscriptions and redemptions	Base	Unit rate / scale	Afer Génération Actions Japon - Afer Génération Actions Japon H - Afer Actions Japon and Afer Génération Actions H unit rate / scale
Subscription fee not retained by the UCITS	NAV x number of units	2% maximum	4% maximum
Subscription fee retained by the UCITS	NAV x number of units	N/A	N/A
Redemption fee not retained by the UCITS	NAV x number of units	N/A	N/A
Redemption fee retained by the UCITS	NAV x number of units	N/A	N/A

External financial management fees and administrative costs:

These fees cover all costs charged directly to the UCITS, with the exception of transaction costs. Transaction costs include brokerage fees (brokerage, stock market taxes, etc.) and the turnover fee where applicable, which may be charged by the custodian and the management company, in particular.

The following may be added to the operating and financial management fees:

- outperformance fees remunerating the management company when the UCITS has exceeded its objectives, which are therefore charged to the UCITS;
- turnover fees charged to the UCITS;
- costs relating to temporary purchases and sales of securities.

For more details on the fees actually charged to the UCITS, please refer to the Key Investor Information Document.

Fees charged to the UCITS		Base	Rate / scale
Financial management fees and administrative costs external to the management company (CAC, depositary, custodian, distribution, lawyer)	XXL H unit	Net assets excluding UCIs	maximum 0.30% incl. tax
	XL unit		maximum 0.50% incl. tax
	XL H unit		maximum 0.50% incl. tax
	I unit		maximum 0.80% incl. tax
	IH unit		maximum 0.80% incl. tax
	RF unit		maximum 0.90% incl. tax
	RF H unit		maximum 0.90% incl. tax
	A unit		maximum 1.30% incl. tax
	AH unit		maximum 1.30% incl. tax
	Afer Génération Actions Japon and Afer Génération Actions Japon H units		maximum 0.40% incl. tax
	Afer Actions Japon and Afer Japon Actions H units		maximum 1.15% incl. tax
Maximum indirect fees (commission and management fees)	XXL H unit	Net assets	Not significant ⁽¹⁾
	XL unit		
	XL H unit		
	I unit		
	IH unit		
	RF unit		
	RF H unit		
	A unit		
	AH unit		
	Afer Génération Actions Japon unit		
	Afer Actions Japon unit		
Turnover fees	XXL H unit	Deduction on each transaction	From EUR 2.40 to 36 incl. tax (depending on the country)
	XL unit		
	XL H unit		
	I Unit		
	IH unit		
	RF unit		
	RF H unit		
	A unit		
	AH unit		
	Afer Génération Actions Japon unit		
	Afer Actions Japon unit		
Outperformance fee	XXL H unit	Net assets	N/A
	XL unit		
	XL H unit		
	I unit		
	IH unit		
	RF unit		
	RF H unit		
	A unit		
	AH unit		
	Afer Génération Actions Japon unit		
	Afer Actions Japon unit		

⁽¹⁾ As up to 10% of the Mutual Fund may be invested in units or shares of UCIs, indirect fees may be charged. These fees are included in the percentage of ongoing charges charged over a financial year, presented in the Key Investor Information Document.

Costs associated with research, within the meaning of Article 314-21 of the General Regulation of the AMF, may be charged to the Mutual Fund when these costs are not paid out of the management company's own resources.

In accordance with Decree No. 2015-421 of 14 April 2015, the contribution due to the AMF in respect of the Mutual Fund is not taken into account in capping the financial management fees and administrative fees external to the management company, as mentioned above; this contribution is an integral part of the Fund's ongoing charges.

Breakdown of turnover fees applicable to the Mutual Fund:

The entirety of the turnover fees mentioned in the table above are collected by the Custodian.

Costs associated with temporary purchases and sales of securities

All income derived from temporary purchases and sales of securities, net of operational costs, are returned to the UCITS.

➤ **Brief description of the procedure for selecting brokers**

The management company uses the services of Ofi Invest Intermediation Services and, as such, uses the list of brokers that it has selected in accordance with its own selection and execution policy. This service provider handles the receipt and transmission of orders, followed by execution or not, to the market brokers. This service provider's expertise makes it possible to separate the selection of financial instruments (which remains the responsibility of the management company) from their trading, whilst ensuring the best execution of orders.

A multi-criteria assessment is carried out periodically by the management teams. Depending on the circumstances, it takes into consideration several or all of the following criteria:

- monitoring of volumes of transactions per market broker;
- analysis of the counterparty risk and how this changes (a distinction is made between "brokers" and "counterparties");
- the nature of the financial instrument, the execution price, where applicable the total cost, the speed of execution and the size of the order;
- the escalation of operational incidents identified by managers or the Middle Office.

At the end of this assessment, the OFI Group may reduce the volumes of orders entrusted to a market broker, or remove said broker, temporarily or permanently, from its list of authorised service providers. This assessment may be based on an analysis report provided by an independent service provider.

The objective sought is to use, as far as possible, the best service providers in each speciality (execution of orders and assistance with investment/disinvestment decisions).

IV - COMMERCIAL INFORMATION

Distributions

Distributable sums are paid out, where applicable, within four months at the most of the end of the financial year.

Redemption or reimbursement of units

Subscription and redemption requests are sent to:

Société Générale S.A.
32, rue du Champ de Tir, 44000 Nantes, France

Information about the Mutual Fund

Unitholders are informed of changes affecting the Mutual Fund according to the procedure defined by the Autorité des Marchés Financiers (French Financial Markets Authority).

Information and documents relating to the Mutual Fund are available at the following address:

Ofi Invest Asset Management
Legal Department (Service Juridique)
22 Rue Vernier, 75017 Paris, France
ld-juridique.produits.am@ofi-invest.com

More specifically, information relating to the ESG criteria taken into account by the management company is available on its website: www.ofi-invest-am.com or in the Mutual Fund's annual report.

Voting Policy

Voting rights for the securities held in the various portfolios are exercised independently in the exclusive interests of the unitholders. The manager exercises voting rights as they go along, under the conditions set out in the "Voting Policy" in force within the management company, which can be found on the management company's website at www.ofi-invest-am.com.

The report on exercise by the management company of voting rights can be found on its website or in the management company's annual report.

V - INVESTMENT RULES

The Mutual Fund will comply with the investment rules and regulatory ratios defined by the French Monetary and Financial Code and by the General Regulation of the AMF, both applicable to UCIs.

VI - GLOBAL RISK

The method for calculating the global risk of the UCITS concerning forward financial instruments is the commitment method, as defined by the General Regulation of the AMF.

VII - RULES FOR VALUATION AND POSTING OF ASSETS

➤ Rules for valuation of assets

The rules for valuation of the assets are based, first, on valuation methods and second, on practical terms which are specified in the appendix to the annual accounts and in the prospectus. The rules for valuation are fixed, under its responsibility, by the Management Company.

Financial instruments and securities traded on a regulated market are valued according to the following rules:

Listed financial instruments

Listed financial instruments are valued at the closing price for the day or at the last known price when prices are recovered early in the morning of the next business day (source: valuation based on a hierarchy of contributors provided by the PMC). However, instruments listed on continuous trading markets are valued at the day's settlement price (source: clearing house). Open positions on futures markets are valued on the basis of the day's settlement prices.

However, instruments that are not regularly traded and/or that are traded for significant volumes may be valued on the basis of the average contributions (prices requested) collected from the sources of information specified above.

Unlisted UCIs and investment funds

Based on the last net asset value provided by the financial databases cited above or, failing this, by any means. However, for the valuation of UCIs of which the valuation depends on the management company, the net asset value used will be the net asset value on the valuation day.

Transferable debt securities

Negotiable debt securities (NDS) with a maturity on purchase of 3 months or less will be amortised on a straight-line basis. Negotiable debt securities with a maturity on purchase of more than three months will be updated using a rate interpolated on the basis of a reference curve (determined according to the characteristics of each instrument held), bearing in mind that they will be amortised on a straight-line basis when their residual life is less than three months (source or market rate used: valuer based on market data).

The rate may be adjusted by a margin calculated according to the characteristics of the issuer of the security.

Financial instruments not traded on a regulated market are valued according to the following rules:

These instruments are valued at their probable trading value determined on the basis of elements such as: appraisal value, significant transactions, profitability, net assets, market rates and issuer's intrinsic characteristics or any projected element.

Contracts are valued according to the following methods:

Contracts are valued at their market value, taking into account the terms of the original contracts. However, interest rate swaps with a maturity, on implementation, of less than three months are valued according to the principles of the "simplifying" method, consisting of valuation of the interest differential over the period elapsed.

Deposits, other receivable or debt holdings are valued according to the following methods:

The value of cash held in the account, outstanding receivables and expenses paid in advance or expenses payable, is their nominal value converted, where applicable, into the accounting currency at the rate on the valuation day.

Financial instruments of which the price has not been established on the valuation day, or of which the price has been corrected, are valued at their probable trading value, under the responsibility of the management company. These valuations and their justification are communicated to the statutory auditors during their audits.

➤ Method of posting

Posting transaction costs:

Transaction costs are posted according to the excluded costs method.

Posting income from fixed-income securities:

Coupons on fixed-income products are posted according to the interest collected method.

VIII - REMUNERATION POLICY

In accordance with Directive 2009/65/EC, Ofi Invest Asset Management, as the Mutual Fund's management company, has adopted a "Remuneration Policy" which is consistent with sound and effective risk management and which does not encourage risk-taking which is inconsistent with the Mutual Fund's risk profiles and regulatory documentation and which does not prejudice its obligation to act in the Mutual Fund's best interests.

This "Remuneration Policy", applicable to all of the management company's corporate officers and staff, defines the conditions for determining the fixed remuneration and variable remuneration of the company's staff. This "Remuneration Policy" also incorporates application of a specific system applicable to the variable remuneration of "regulated staff" in respect of the AIF management activity.

Furthermore, the management company has a Remunerations Committee responsible for the application and monitoring of this policy.

Details of the "Remuneration Policy" of OFI Invest Asset Management are available on the following website: www.ofi-invest-am.com and a hard copy may be provided on request, free of charge, by the management company.

* * *

Regulations for the Mutual Fund

Ofi Invest Actions Japon

TITLE 1 - ASSETS AND UNITS

Article 1 - Jointly-owned units

The rights of co-owners are expressed in units, each unit corresponding to the same fraction of the Fund's assets. Every unitholder has a right of joint ownership on the assets of the Fund proportional to the number of units owned.

The term of the Fund is set at 99 years from its accreditation date, except in cases of early winding-up or extension provided for in these regulations.

The characteristics of the various unit classes and their access conditions are set out in the Mutual Fund prospectus. The various unit classes may:

- benefit from different income distribution procedures (distribution or accumulation);
- be denominated in different currencies;
- incur different management fees;
- incur different subscription and redemption fees;
- have a different nominal value;
- be combined with systematic risk hedging, partial or full, defined in the prospectus. This hedging is assured through financial instruments reducing to a minimum the impact of hedging transactions on other unit classes of the UCITS;
- be reserved for one or more marketing networks.

Units may be grouped or divided by a decision of the management company's Board of Directors. Units may also be split, by a decision of the management company's Board of Directors, into ten thousandths, known as fractions of units.

The provisions of the regulations governing the issue and redemption of units are applicable to the fractions of units with a value which will always be proportional to the value of the unit they represent. All other provisions of the regulations relating to units apply to the fractions of units without it being necessary to specify this, except where stipulated otherwise.

And lastly, the management company's Executive Board may, on its decisions alone, proceed with division of the units by the creation of new units which are allocated to unitholders in exchange for old units.

Article 2 - Minimum amount of assets

No redemption of units is possible if the Mutual Fund's assets fall below EUR 300,000; when the assets remain below this amount for thirty days, the management company takes the necessary measures to proceed with the liquidation of the UCITS concerned, or carries out one of the transactions mentioned in Article 411-16 of the General Regulation of the AMF (transfer of the UCITS).

Article 3 - Issue and redemption of units

Units are issued at any time at the request of the unitholders, based on their net asset value plus, where applicable, subscription fees.

Redemptions and subscriptions are carried out under the conditions and according to the procedures defined in the prospectus.

The units of mutual funds may form the subject of admission for listing, according to the regulations in force. Subscriptions must be paid-up in full on the day of calculation of the net asset value.

They can be paid in cash and/or by contribution of financial instruments. The management company is entitled to refuse the securities proposed and, to this end, has a period of seven days from their deposit in which to make its decision known. In the case of acceptance, the securities contributed are valued according to the rules fixed in Article 4 and subscription is carried out based on the first net asset value following acceptance of the securities concerned.

Redemptions are carried out exclusively in cash, except in the case of liquidation of the Fund when the unitholders have notified their consent to be reimbursed in stocks. They are paid by the account holder-issuer within five days at the most following the day of valuation of the unit.

However, if, in exceptional circumstances, redemption requires the prior realisation of assets included in the Fund, this deadline may be extended, but may not exceed 30 days.

Except in the event of inheritance or gift-sharing, the sale or transfer of units between unitholders, or from unitholders to a third party, is comparable to a redemption followed by a subscription; in the case of a third party, the amount of the sale or transfer must, where applicable, be supplemented by the beneficiary to reach the minimum subscription required by the prospectus.

Under Article L. 214-8-7 of the French Monetary and Financial Code, the redemption by the Mutual Fund of its units, like the issue of new units, may be suspended, temporarily, by the management company, when exceptional circumstances require this and if the interests of the unitholders demand this.



Under Article L. 214-8-7 of the French Monetary and Financial Code and Article 411-20-1 of the General Regulation of the AMF, the redemption by the Fund of its units, like with the issue of new units, may be suspended, temporarily, by the Management Company, when exceptional circumstances so required and if the interest of the unitholders demands this. The redemption capping mechanism may be triggered by the Management Company when a predefined threshold (redemptions net of subscriptions/last known net asset value) in the Fund's prospectus is reached. Should liquidity conditions permit, the Management Company may decide not to trigger the redemption capping mechanism, and therefore to honour redemptions above this threshold. The maximum period that the redemption capping mechanism can be applied depends on how often the Fund's net asset value is calculated and is established in the prospectus. Redemption orders that have not been executed at a net asset value will be automatically deferred to the next net asset value and will not have priority over new redemption orders placed for execution on the next net asset value.

When the Mutual Fund's assets are less than the amount fixed by the regulations, no redemption of units can be carried out.

The Mutual Fund may cease issuing units in accordance with Article L. 214-8-7 of the French Monetary and Financial Code, temporarily or permanently, partially or totally, in objective situations resulting in the closure of subscriptions, such as a maximum number of units having been issued, a maximum number of securities having been attained or the expiry of a pre-determined subscription period. If this tool is triggered, information will be provided, by any means available, to existing unitholders concerning its triggering, as well as the threshold and objective situation that led to the decision to partially or totally close issues. For partial closures, this provision of information by any means shall explicitly specify the terms under which existing unitholders may continue to subscribe during the period of such partial closure. Unitholders are also informed by any means of the decision of the Mutual Fund or of the management company either to terminate the full or partial closure of subscriptions (when the trigger threshold is reached) or not to terminate it (in the event of a change in the threshold or a change in the objective situation that led to use of this tool). A change in the objective situation invoked or in the trigger threshold of the tool must always be made in the interest of unitholders. The information provided by any means shall specify the exact reasons for such changes.

Article 4 - Calculation of the net asset value

The net asset value of the units is calculated by taking into account the valuation rules featuring in the prospectus.

Contributions in kind may only include stocks, securities or contracts authorised to make up assets of UCIs; they are valued in accordance with the valuation rules applicable to calculation of net asset value.

TITLE 2 - OPERATION OF THE FUND

Article 5 - The management company

Management of the Fund is handled by the management company in accordance with the direction defined for the Fund.

In all circumstances, the management company acts in the exclusive interest of unitholders and alone may exercise the voting rights attached to the securities included in the Fund.

Article 5a - Operating rules

The instruments and deposits eligible for the assets of the UCITS along with the investment rules are described in the prospectus.

Article 5b - Admission to trading on a regulated market and/or a multilateral trading facility

Units may be admitted to trading on a regulated market and/or a multilateral trading facility in accordance with applicable regulations. In the event that the Mutual Fund, the shares of which are admitted to trading on a regulated market, has an index-based management objective, it must have put in place a system to ensure that its unit price does not differ materially from its net asset value.

Article 6 - The depositary

The depositary handles the tasks incumbent upon it in accordance with the laws and regulations in force and also those tasks contractually entrusted to it by the management company.

In the case of any dispute with the management company, it informs the Autorité des Marchés Financiers (French Financial Markets Authority).

Article 7 - The statutory auditors

Statutory auditors are appointed for six financial years, after approval by the Autorité des Marchés Financiers (French Financial Markets Authority), by the management company's governance body.

They certify the regularity and truthfulness of the accounts.

Their mandate may be renewed.

The statutory auditors are required to report to the Autorité des Marchés Financiers (French Financial Markets Authority), as promptly as possible, any fact or decision concerning the UCITS of which they become aware in exercise of their mission, which may:

1. constitute an infringement of the legislative or regulatory provisions applicable to that undertaking and likely to have significant effects on the financial situation, result or assets;
2. prejudice the conditions or the continuity of its operation;
3. result in the issue of reserves or refusal of certification of the accounts.

Valuations of assets and determination of foreign exchange parities in transactions of transformation, merger or demerger are carried out under the supervision of the statutory auditors.

They assess any contribution or redemption in kind, under their own responsibility.

They check the composition of the assets and of the other elements before publication.

The statutory auditors' fees are fixed by mutual agreement between the statutory auditors and the management company's Executive Board in the light of a work programme specifying the procedures deemed necessary.

They certify the situations used as the basis of distribution of interim payments.

Article 8 - The accounts and the management report

At the end of each financial year, the management company prepares the summary documents and draws up a report on the management of the Fund during the past financial year.

The management company draws up, at least six-monthly and under the depositary's supervision, the inventory of the Fund's assets.

The management company keeps these documents available to unitholders for four months after the end of the financial year and informs them of the amount of income to which they are entitled: these documents are either posted to unitholders on their express request, or made available to them at the management company.

TITLE 3 - ALLOCATION OF PROFIT/LOSS

Article 9 - Procedure for allocation of distributable sums

Distributable amounts are made up of:

1. The net result, which corresponds to the amount of interest, arrears, dividends, premiums and bonuses, directors' fees and all other income relating to the securities making up the Fund's portfolio, plus income from sums temporarily available and minus management fees and the cost of borrowing, plus retained income, plus or minus the balance of the income adjustment account.
2. The capital gains made, net of costs, minus capital losses made, net of costs, established during the financial year, plus net capital gains of the same nature established during previous financial years not having formed the subject of distribution or accumulation, and minus or plus the balance of the capital gains adjustment account.

The Mutual Fund has opted for the following allocation method for distributable amounts:

- for A and AH units: pure accumulation: distributable sums are accumulated in full, except those subject to mandatory distribution by virtue of the law.
- for XXL H, XL, XL H, I, IH, RF - RF H – Afer Génération Actions Japon - Afer Actions Japon – Afer Génération Actions Japon H et Afer Actions Japon H units: accumulation and/or distribution: the management company decides, each year, on the allocation, in full or in part, of the net result and also of capital gains made, independently of each other, and may decide, during the financial year, to distribute one or more interim payments.

TITLE 4 - MERGER – DEMERGER – WINDING-UP – LIQUIDATION

Article 10 - Merger - Demerger

The management company may either contribute, in full or in part, the assets included in the Fund to another UCI that it manages, or split the Fund into two or more other mutual funds which it shall manage.

These merger or demerger transactions may not be carried out until after the unitholders have been informed. They give rise to the issue of a new certificate specifying the number of units held by each unitholder.

Article 11 - Winding-up - Extension

If the assets of the Fund remain below the amount set in Article 2 above for thirty days, the management company informs the Autorité des Marchés Financiers (French Financial Markets Authority) and, barring any merger with another mutual fund, proceeds with the winding-up of the Fund.



The management company may wind up the Fund early; it informs the unitholders of its decision and from that date, requests for subscription or redemption are no longer accepted.

The management company also proceeds with winding-up of the Fund in the case of a request for redemption of all of the units, cessation of the depositary's mandate, when no other depositary has been appointed, or on expiry of the Fund's term, if this has not been extended.

The management company informs the Autorité des Marchés Financiers (French Financial Markets Authority), by letter, of the date and the procedure for winding-up applied. It then sends the statutory auditors' report to the Autorité des Marchés Financiers (French Financial Markets Authority).

Extension of a fund may be decided by the management company in agreement with the depositary. Its decision must be taken at least 3 months before expiry of the term envisaged for the Fund and brought to the attention of the unitholders and of the Autorité des Marchés Financiers (French Financial Markets Authority).

Article 12 - Liquidation

In the event of winding-up, the management company assumes the functions of liquidator; failing this, the liquidator is appointed by a court at the request of any interested person. To this end, the liquidator is invested with the most extensive powers to realise the assets, pay any creditors and distribute the available balance among the unitholders, in cash or in securities.

The statutory auditors and the depositary continue to carry out their duties until completion of the liquidation operations.

TITLE 5 - DISPUTES

Article 13 - Jurisdiction - Address for service

Any disputes relating to the Fund which may arise during the Fund's period of operation, or upon its liquidation, either between the unitholders or between the unitholders and the management company or the depositary, are subject to the jurisdiction of the competent courts.

* * *

Template pre-contractual disclosure for the financial products referred to in Article 8, paragraphs 1, 2 and 2a, of Regulation (EU) 2019/2088 and Article 6, first paragraph, of Regulation (EU) 2020/852

Product name: **Ofi Invest Actions Japon**

LEI: **969500ZBKJXW1KQHLB43**

Environmental and/or social characteristics

Sustainable investment means an investment in an economic activity that contributes to an environmental or social objective, provided that the investment does not significantly harm any environmental or social objective and that the investee companies follow good governance practices.

The **EU Taxonomy** is a classification system laid down in Regulation (EU) 2020/852, establishing a list of **environmentally sustainable economic activities**. That Regulation does not include a list of socially sustainable economic activities. Sustainable investments with an environmental objective might be aligned with the Taxonomy or not.

Does this financial product have a sustainable investment objective?

☒ ☒ ☐ Yes

☐ It will make a minimum of **sustainable investments with an environmental objective**: ____ %

☐ in economic activities that qualify as environmentally sustainable under the EU Taxonomy

☐ in economic activities that do not qualify as environmentally sustainable under the EU Taxonomy

☐ It will make a minimum of **sustainable investments with a social objective**: ____ %

☒ ☐ ☒ No

☒ **It promotes Environmental/Social (E/S) characteristics** and while it does not have as its objective a sustainable investment, it will have a minimum proportion of 30% of sustainable investments

☐ with an environmental objective in economic activities that qualify as environmentally sustainable under the EU Taxonomy

☒ with an environmental objective in economic activities that do not qualify as environmentally sustainable under the EU Taxonomy

☒ with a social objective

☐ It promotes E/S characteristics, but **will not make any sustainable investments**



What environmental and/or social characteristics are promoted by this financial product?

The Ofi Invest Actions Japon Fund (hereinafter the "Fund") promotes environmental and social characteristics. In order to assess issuers' environmental, social and governance practices, the Management Company relies on the internal ESG rating methodology.

Themes taken into account in the review of good ESG practices include, for example:

- Environmental: carbon emissions, water stress, biodiversity, toxic emissions or waste
- Social: management and development of human capital, occupational health and safety, product quality, data security
- Governance: board independence, audit costs, remuneration policy, business ethics

The SRI comparison universe is the same as the Fund's benchmark.

- **What sustainability indicators are used to measure the attainment of each of the environmental or social characteristics promoted by this financial product?**

The sustainability indicators used to measure the attainment of each of the environmental or social characteristics promoted by the Fund are:

- **The weighted percentage of Fund issuers which have been identified as non-investible:** For information about the calculation method, please refer to the “What are the binding elements of the investment strategy used to select the investments to attain each of the environmental or social characteristics promoted by this financial product?” section;
- **The percentage of sustainable investment made by the Fund.**
- ***What are the objectives of the sustainable investments that the financial product partially intends to make and how does the sustainable investment contribute to such objectives?***

The Fund invests at least 30% of its net assets in securities that meet Ofi Invest AM's definition of a sustainable investment.

In order to qualify as a sustainable investment, an investment must fulfil the following criteria:

- Make a positive contribution to or benefit the environment and/or society;
- Not cause significant harm;
- Apply good governance.

Our definition of sustainable investment is set out in detail in our responsible investment policy, which is available on our website at the following address (not available in English): <https://www.ofi-invest-am.com/pdf/principes-et-politiques/politique-investissement-responsable.pdf>

- ***How do the sustainable investments that the financial product partially intends to make, not cause significant harm to any environmental or social sustainable investment objective?***

In order to ensure that the issuers under review do not cause significant harm (Do No Significant Harm - DNSH) on the sustainability front, Ofi Invest AM analyses the issuers in terms of:

- Principal Adverse Impacts (PAI) indicators for sustainability within the meaning of the SFDR
 - Activities that are controversial or deemed sensitive in terms of sustainability
 - Existing controversies that are deemed to be very severe
- **How have the indicators for adverse impacts on sustainability factors been taken into account?**

Issuers exposed to the following adverse impact indicators qualify as non-sustainable investments:

- Exposure to companies active in the fossil fuel sector (PAI indicator 4);
- Exposure to controversial weapons (anti-personnel mines, cluster munitions, chemical weapons and biological weapons) (PAI indicator 14);
- Violations of UN Global Compact principles and Organisation for Economic Cooperation and Development (OECD) Guidelines for Multinational Enterprises (PAI indicator 10).

In addition, activities that are controversial or deemed sensitive in terms of sustainability qualify as non-sustainable investments. Adverse impacts are analysed based on Ofi Invest AM's sectoral policies (tobacco, oil and gas, coal, palm oil, biocides and hazardous chemicals) and norm-based policies (Global Compact and ILO fundamental conventions and controversial weapons), published on our website. Therefore, investments will not be made in companies that are excluded during this screening process.

Very severe controversies ("level 4" environmental and societal controversies, as well as "level 3" social and governance controversies) do not qualify as sustainable investments under our definition.

● **How are the sustainable investments aligned with the OECD Guidelines for Multinational Enterprises and the UN Guiding Principles on Business and Human Rights?**

The exposure of issuers to controversies related to violations of fundamental human rights, as described in the UN Global Compact and the OECD Guidelines for Multinational Enterprises (PAI indicator 10), is grounds for excluding them (see above).

Issuers exposed to controversies of this type, which are deemed to be severe or very severe, on any social, societal or environmental issue, do not qualify as sustainable under our definition.

More specifically, investments cannot be made in issuers exposed to "level 4" (very severe) environmental and societal controversies, as well as "level 3" (severe) social and governance controversies, i.e., the highest on our proprietary rating scale.

These E, S and G issues bring together all of the themes covered by the OECD Guidelines and the Global Compact.

These exclusions apply to issuers which qualify as "sustainable" under our definition, in addition to the norm-based exclusion policy on non-compliance with the Global Compact principles and the ILO fundamental conventions.

The EU Taxonomy sets out a "do not significant harm" principle by which Taxonomy-aligned investments should not significantly harm EU Taxonomy objectives and is accompanied by specific EU criteria.

The "do no significant harm" principle applies only to those investments underlying the financial product that take into account the EU criteria for environmentally sustainable economic activities. The investments underlying the remaining portion of this financial product do not take into account the EU criteria for environmentally sustainable economic activities.

Any other sustainable investments must also not significantly harm any environmental or social objectives.

Does this financial product consider principal adverse impacts on sustainability factors?

☒ Yes

☐ No

Principal adverse impacts are the most significant negative impacts of investment decisions on sustainability factors relating to environmental, social and employee matters, respect for human rights, anti-corruption and anti-bribery matters.

The methods of assessment by the Management Company of investee companies, for each of the principal adverse impacts linked to sustainability factors, are as follows:

Adverse impact indicator		Metric
Climate and other environment-related indicators		
Greenhouse gas emissions	1. GHG emissions	Scope 1 GHG emissions
		Scope 2 GHG emissions
		Scope 3 GHG emissions
		Total GHG emissions
	2 Carbon footprint	Carbon footprint (Scope 1, 2 and 3 GHG / EVIC emissions)

	3. GHG intensity of investee companies	GHG intensity of investee companies (Scope 1, 2 and 3 GHG / CA emissions)
	4. Exposure to companies active in the fossil fuel sector	Share of investments in companies active in the fossil fuel sector
	5. Share of non-renewable energy consumption and production	Share of non-renewable energy consumption and non-renewable energy production of investee companies from non-renewable energy sources compared to renewable energy sources, expressed as a percentage of total energy sources
	6. Energy consumption intensity per high impact climate sector	Energy consumption in GWh per million EUR of revenue of investee companies, per high impact climate sector
Biodiversity	7. Activities negatively affecting biodiversity-sensitive areas	Share of investments in investee companies with sites/operations located in or near to biodiversity-sensitive areas where activities of those investee companies negatively affect those areas
Water	8. Emissions to water	Tonnes of emissions to water generated by investee companies per million EUR invested, expressed as a weighted average
Waste	9. Hazardous waste and radioactive waste ratio	Tonnes of hazardous waste and radioactive waste generated by investee companies per million EUR invested, expressed as a weighted average
Indicators for social and employee, respect for human rights, anti-corruption and anti-bribery matters		
Social and employee matters	10. Violations of UN Global Compact principles and Organisation for Economic Cooperation and Development (OECD) Guidelines for Multinational Enterprises	Share of investments in investee companies that have been involved in violations of the UNGC principles or OECD Guidelines for Multinational Enterprises
	11. Lack of processes and compliance mechanisms to monitor compliance with UN Global Compact principles and OECD Guidelines for Multinational Enterprises	Share of investments in investee companies without policies to monitor compliance with the UNGC principles or OECD Guidelines for Multinational Enterprises or grievance/complaints handling mechanisms to address violations of the UNGC principles or OECD Guidelines for Multinational Enterprises
	12. Unadjusted gender pay gap	Average unadjusted gender pay gap of investee companies
	13. Board gender diversity	Average ratio of female to male board members in investee companies, expressed as a percentage of all board members
	14. Exposure to controversial weapons	Share of investments in investee companies involved in the manufacture or selling of controversial weapons
Climate and other environment-related indicators		
Water, waste and material emissions	9. Investments in companies producing chemicals	Share of investments in investee companies the activities of which fall under Division 20.2 of Annex I to Regulation (EC) No 1893/2006
Additional indicators for social and employee, respect for human rights, anti-corruption and anti-bribery matters		

Anti-corruption and anti-bribery	16. Cases of insufficient action taken to address breaches of standards of anti-corruption and anti-bribery	Share of investments in investee companies with identified insufficiencies in actions taken to address breaches in procedures and standards of anti-corruption and anti-bribery
---	--	---

For more information, please refer to the “*Statement on the Principal Adverse Impacts of Investment Decisions on Sustainability Factors*”, which can be found on the Management Company’s website [in French]: <https://www.ofi-invest-am.com/finance-durable>



What investment strategy does this financial product follow?

The investment strategy of this Fund aims to invest between 60% and 100% of its net assets on the Japanese listed equity market, and up to 10% in issuers in other countries, including emerging countries which take into account environmental, social and governance (ESG) criteria. The rest of the portfolio will be invested, on the basis of between 0% and 40% of the net assets, in debt securities and money market instruments, issued on the Japanese market, and on the basis of up to 10% of the net assets in securities from other countries, including emerging countries.

For more information on the investment strategy, please refer to the section on investment strategy in the prospectus.

What are the binding elements of the investment strategy used to select the investments to attain each of the environmental or social characteristics promoted by this financial product?

The binding elements of the investment strategy used to select the investments to attain each of the environmental and social characteristics promoted by the Fund are as follows:

The management adopts a “Best-in-Class” ESG approach, which involves excluding the weighted 20% of securities with the lowest ESG ratings from each sector of the SRI comparison universe, including securities that make up the TOPIX index.

The proportion of ESG-analysed securities in the portfolio must be greater than 90% of the fund’s net assets (excluding cash, UCIs and derivatives).

When assessing issuers’ ESG practices, the Fund considers the following pillars and themes:

- Environment: climate change, natural resources, project financing, toxic waste and green products;
- Social: employees, customers, suppliers and civil society, with reference to universal values (in particular: human rights, international labour standards, environmental impact, corruption prevention and more), human capital, supply chain, products and services;
- Governance: governance structure and market behaviour.

The ESG analysis team defines a sector-based reference for key issues (ESG issues listed above), by selecting the most important issues for each sector of activity. Based on this benchmark, an ESG score is calculated out of 10 for each issuer, which includes, first, the key issue scores for E and S and, second, the scores for G key issues, as well as any potential bonuses/penalties.

Indicators used to determine this ESG score include, for example:

- Scope 1 carbon emissions in tonnes of CO₂, water consumption in cubic metres, and nitrogen oxide emissions in tonnes for the environmental pillar;
- the information security policies in place and the frequency of system audits, the number of fatal accidents, and the percentage of the total workforce represented by collective labour agreements for the social pillar;
- the total number of directors, the percentage of independent members of the board of directors, and the total remuneration as a % of fixed salary for the governance pillar.

The investment strategy guides investment decisions based on factors such as investment objectives and risk tolerance.

Good governance practices include sound management structures, employee relations, remuneration of staff and tax compliance.

Companies' ESG scores are used to establish an SRI score that can be used to track an issuer's position within the ranking for its ICB sector (level 2). The SRI score is established on a scale of 0.5 to 5, with 5 being the best ESG score in the sector.

For each sector of the investment universe, the 20% of issuers lagging the furthest behind in managing ESG issues are excluded from the SRI universe.

Issuers' ESG ratings are calculated quarterly, while underlying data are updated at least every 18 months. Ratings can also be adjusted by analysis of controversies or as a result of engagement initiatives. This analysis is performed using a dedicated proprietary tool for automating the quantitative processing of ESG data (mainly provided by ESG rating agencies, but also by specialised agencies), combined with an analysis by the ESG analysis team.

The weighting of the E, S and G pillars of each sector, as well as any justifications should there be a weighting below 20%, are outlined in an online document available at the following address: <https://www.ofi-invest-am.com/fr/politiques-et-documents>

However, we could face some methodological limitations, such as:

- No disclosure or incomplete disclosure by some companies of information that is used as input for the rating model;
- A problem with the quantity and quality of the ESG data that need to be processed;

The issuer ESG rating methodology is outlined in the "Responsible Investment Policy" document [not available in English]. This document is available at <https://www.ofi-invest-am.com/pdf/principes-et-politiques/politique-investissement-responsable.pdf>

In addition, Ofi Invest Asset Management has identified risk areas for its investments in relation to specific business sectors and international benchmarks. Therefore, the Management Company has introduced exclusionary policies to minimise these risks and manage its reputational risk.

Therefore, the Fund complies with the policies summarised in the "Investment Policy: Sector-based and Norm-based Exclusions" document. This document is available online at https://www.ofi-invest-am.com/pdf/principes-et-politiques/investment-policy_sectorial-and-norms-based-exclusions.pdf

The exclusion policies are available in full online at <https://www.ofi-invest-am.com>

● ***What is the committed minimum rate to reduce the scope of the investments considered prior to the application of that investment strategy?***

The committed minimum rate corresponds to the exclusion from the Fund's investment universe, in each sector and at any time, of 20% of securities with the lowest ESG rating.

● ***What is the policy to assess good governance practices of the investee companies?***

Several methods are implemented to assess good governance practices of the investee companies:

1. Analysis of governance practices within the ESG analysis (pillar G). For each Issuer, the ESG analysis incorporates an analysis of corporate governance, with indicators based around:
 - Its governance structure: Respect for minority shareholder rights
 - The composition and operation of boards or committees, Remuneration of executives, Accounts, audits and taxation;
 - And its market behaviour: Business practices.
2. Weekly monitoring of social and environmental controversies, carried out by the Management Company's teams.

3. The Management Company's exclusion policy related to the UN Global Compact, including its Principle 10: "Businesses should work against corruption in all its forms, including extortion and bribery"¹. Companies which are dealing with serious and/or systemic controversies on this principle on a recurrent or frequent basis, and which have not implemented appropriate remedial measures, are excluded from the investment universe.
4. The voting and shareholder engagement policy.² This policy is based on the most rigorous governance standards (G20/OECD Principles of Corporate Governance, AFEP-MEDEF Code, etc.). Firstly, in connection with the voting policy, the Management Company may have recourse to several actions in the context of general meetings (dialogue, written questions, filing of resolutions, protest votes, etc.). In addition, the engagement policy is reflected in dialogue with certain companies, not only in order to have additional information on their CSR strategy, but also to encourage them to improve their practices, particularly in terms of governance.



What is the asset allocation planned for this financial product?

At least 80% of the net assets of the Fund are made up of investments contributing to the promotion of environmental and social characteristics (#1 Aligned with E/S characteristics).

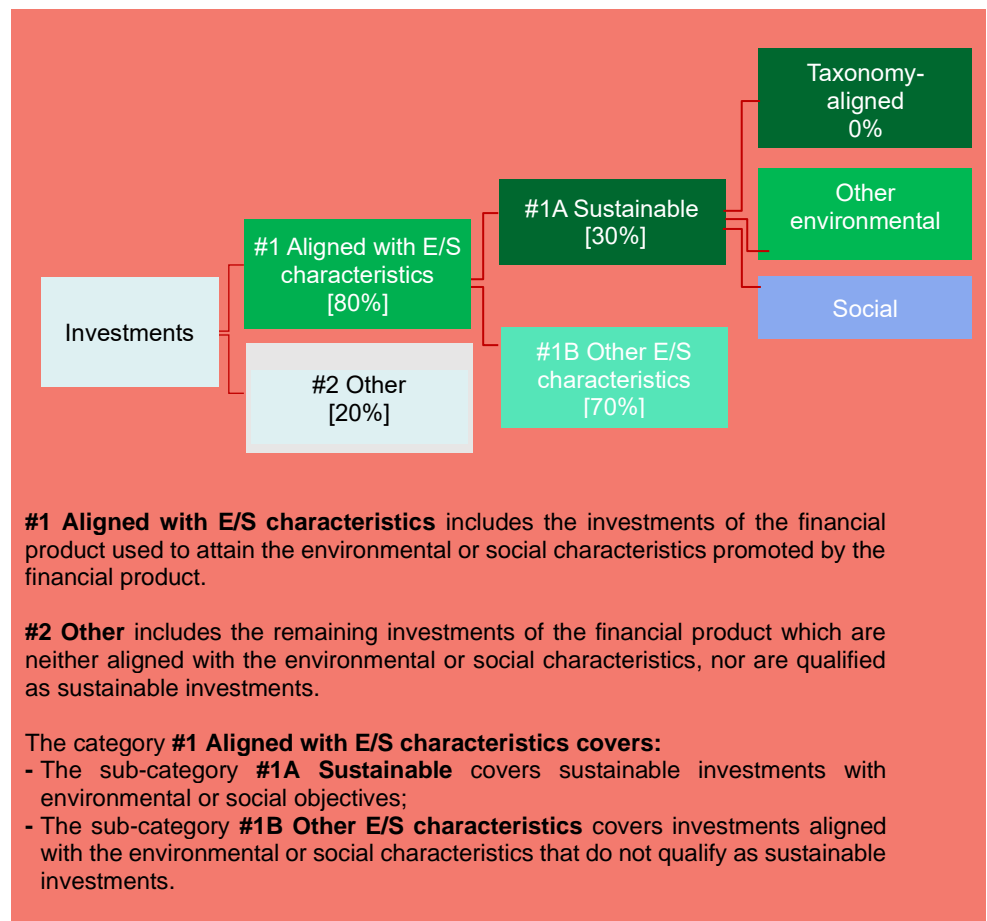
Within the #2 Other component:

- The proportion of all portfolio securities that do not have an ESG score may not exceed 10% of the Fund's assets.
- A maximum of 10% of the Fund's investments will consist of cash and derivatives.

Asset allocation describes the share of investments in specific assets.

Taxonomy-aligned activities are expressed as a share of:

- turnover reflecting the share of revenue from green activities of investee companies
- capital expenditure (CapEx) showing the green investments made by investee companies, e.g. for a transition to a green economy
- operational expenditure (OpEx) reflecting green operational activities of investee companies.



¹ <https://pactemonial.org/decouvrir/dix-principes-pacte-mondial-nations-unies/#lutte-contre-la-corruption>

² This policy applies according to the asset class of funds and therefore, primarily to funds exposed to equities.

● **How does the use of derivatives attain the environmental or social characteristics promoted by the financial product?**

The use of derivatives will not aim to attain E/S characteristics. However, their use will not have the effect of significantly or permanently impinging on the environmental and/or social characteristics promoted by the Fund.



To what minimum extent are sustainable investments with an environmental objective aligned with the EU Taxonomy?

The Fund does not currently make any minimum commitments to align its activities with the Taxonomy Regulation. Accordingly, the minimum investment percentage aligned with the EU Taxonomy to which the Fund commits is 0%.

● **Does the financial product invest in fossil gas and/or nuclear energy related activities that comply with the EU Taxonomy³?**

☐ Yes

- ☐ In fossil gas
- ☐ In nuclear energy

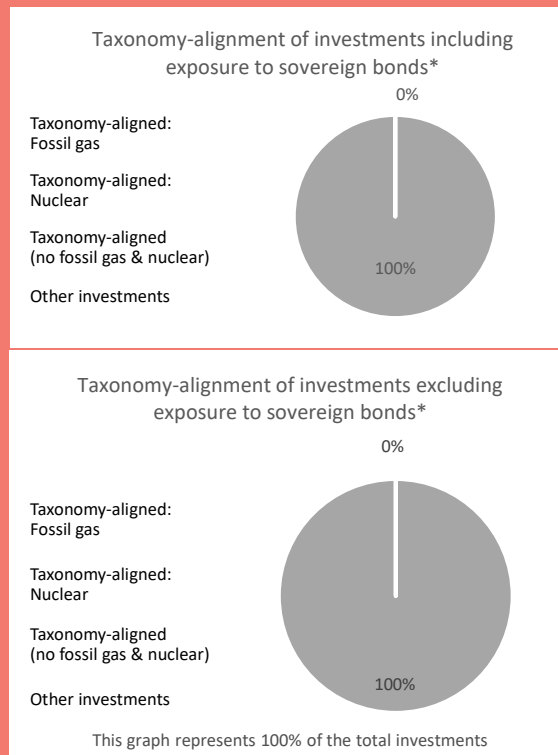
☒ No

To comply with the EU Taxonomy, the criteria for **fossil gas** include limitations on emissions and switching to renewable power or low-carbon fuels by the end of 2035. For **nuclear energy**, the criteria include comprehensive safety and waste management rules.

Enabling activities directly enable other activities to make a substantial contribution to an environmental objective.

Transitional activities are activities for which low-carbon alternatives are not yet available and among others have greenhouse gas emission levels corresponding to the best performance.

The two graphs below show in green the minimum percentage of investments that are aligned with the EU Taxonomy. As there is no appropriate methodology to determine the taxonomy-alignment of sovereign bonds*, the first graph shows the Taxonomy alignment in relation to all the investments of the financial product including sovereign bonds, while the second graph shows the Taxonomy alignment only in relation to the investments of the financial product other than sovereign bonds.



* For the purpose of these graphs, 'sovereign bonds' consist of all sovereign exposures.

³ Fossil gas and/or nuclear related activities will only comply with the EU Taxonomy where they contribute to limiting climate change ("climate change mitigation") and do not significantly harm any EU Taxonomy objective - see explanatory note in the left hand margin. The full criteria for fossil gas and nuclear energy economic activities that comply with the EU Taxonomy are laid down in Commission Delegated Regulation (EU) 2022/1214.

● **What is the minimum share of investments in transitional and enabling activities?**

Not applicable.



What is the minimum share of sustainable investments with an environmental objective that are not aligned with the EU Taxonomy?

As outlined in the “Does this financial product have a sustainable investment objective?” section, this product aims to place at least 30% of its net assets in sustainable investments. However, the product does not make any commitment on the weight of sustainable investments with an environmental objective that are not aligned with the EU Taxonomy.



What is the minimum share of socially sustainable investments?

As stated in the “Does this financial product have a sustainable investment objective?” section, this product aims to place at least 30% of its net assets in sustainable investments. However, the product does not make any commitments on the weight of socially sustainable investments.



What investments are included under “#2 Other”, what is their purpose and are there any minimum environmental or social safeguards?

These investments, which are made only in specific situations and represent a maximum of 20% of the Fund's investments, will consist of:

- Cash and derivatives which are limited to specific situations in order to allow occasional hedging against or exposure to market risks within a total limit of 10%.
- All securities that do not have an ESG score up to a limit of 10%.

Although this category does not have an ESG rating and no environmental and social guarantees have been implemented, its use will not have the effect of significantly or permanently distorting the environmental and/or social characteristics promoted by the Fund.



Reference benchmarks are indexes to measure whether the financial product attains the environmental or social characteristics that they promote.

Is a specific index designated as a reference benchmark to determine whether this financial product is aligned with the environmental and/or social characteristics that it promotes?

The SRI comparison universe is the same as the Fund's benchmark (the TOPIX index).

● **How is the reference benchmark continuously aligned with each of the environmental or social characteristics promoted by the financial product?**

Not applicable.

● **How is the alignment of the investment strategy with the methodology of the index ensured on a continuous basis?**

Not applicable.

● **How does the designated index differ from a relevant broad market index?**

Not applicable.

● **Where can the methodology used for the calculation of the designated index be found?**

Not applicable.



**Where can I find more product specific information online?
More product-specific information can be found on the website:**

<https://www.ofi-am.fr/en/>