

# Ofi Invest Precious Metals R

## Monthly Factsheet - Commodities - July 2025



### Investment policy :

The investment objective of Ofi Invest Precious Metals is to offer synthetic exposure to the 'Basket Precious Metals Strategy' index. This strategy index aims to represent a basket of precious metals and interest rate products. The fund will replicate both upward and downward fluctuations in this index. The fund's management team offers exposure to the precious metals sector without the need to invest in mining stocks in the sector, through a simple and transparent offering. The fund is hedged daily against foreign exchange risk.

Registered in : FRA  DEU  AUT  ITA  ESP  PRT  BEL  LUX 

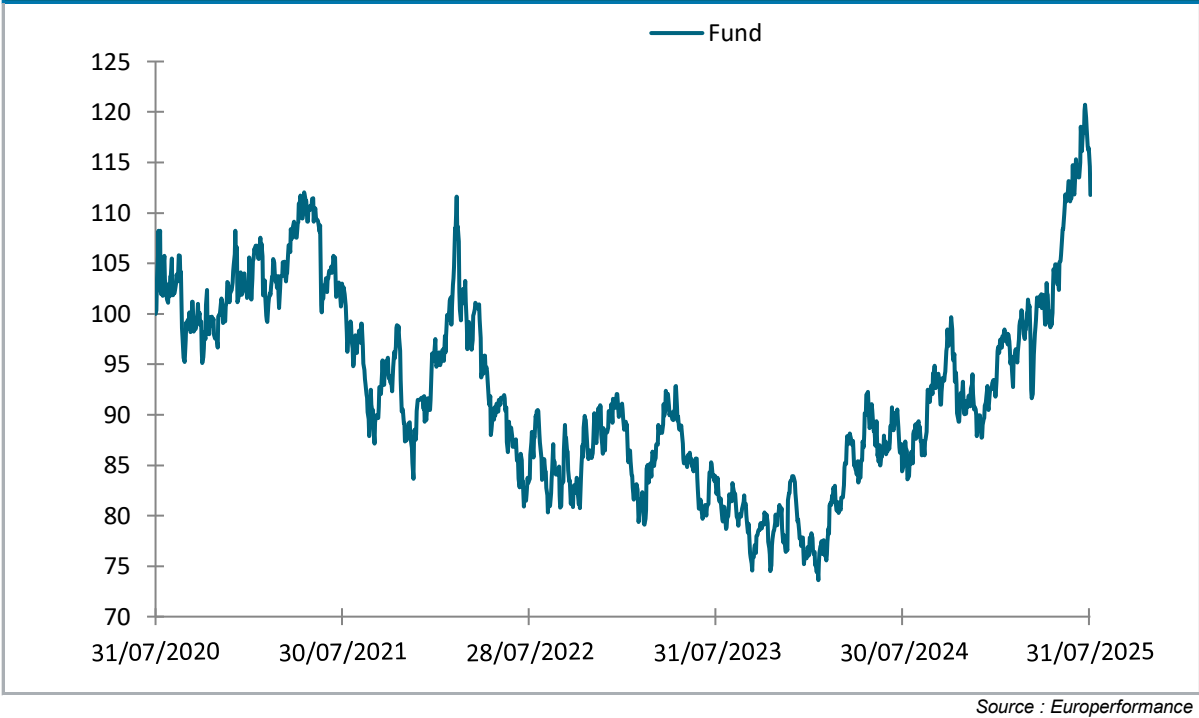
### Key figures as of 31/07/2025

Net Asset Value (EUR):	964,97
Net assets of the unit (EUR M):	476,63
Total Net Assets (EUR M):	949,39
Number of holdings:	13

### Characteristics

ISIN Code :	FR0011170182
Ticker :	PRIMPMR FP
Europerformance Classification:	Commodities
Main risks:	Counterparty risk, risk arising from the use of forward financial instruments
Management company:	OFI INVEST ASSET MANAGEMENT
Fund manager(s) :	Benjamin LOUVET - Olivier DAGUIN - Marion BALESTIER
Legal form:	SICAV (UCITS V)
Distribution policy:	Capitalisation
Currency:	EUR
Inception date:	08/03/2012
Recommended investment horizon:	Over 5 years
Valuation:	Daily
Subscription cut-off:	D at 12h
Redemption cut-off:	D at 12h
Settlement:	D+2
Subscription fees:	None
Redemption fees:	None
Outperformance fees:	None
Management fees and other administrative and operating expenses:	1,51%
Custodian:	SOCIETE GENERALE PARIS
Administrator:	SOCIETE GENERALE PARIS

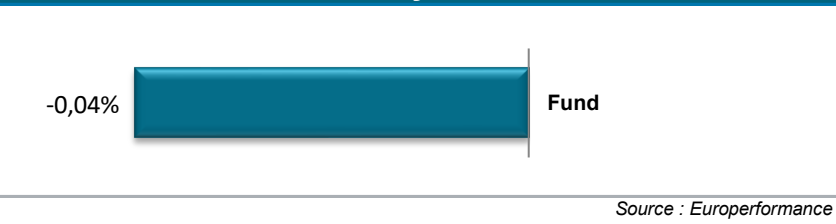
### 5 years cumulative return




### Risk Profile

Level : 1 2 3 4 **5** 6 7

### Monthly return



### YTD return



### Return & Volatility

	Since inception		3 years (cum.)		1 year (cum.)		YTD		6 months	3 months
	Return	Volat.	Return	Volat.	Return	Volat.	Return	Volat.	Return	Return
Ofi Invest Precious Metals R	-3,50%	20,10%	28,14%	21,07%	27,95%	21,35%	27,38%	23,05%	15,57%	11,35%

Source : Europerformance

### Monthly returns

	Jan.	Feb.	March	Apr.	May	June	July	Aug.	Sept.	Oct.	Nov.	Dec.	Year
2020	4,39%	-2,22%	-6,79%	2,33%	7,61%	0,41%	12,93%	3,68%	-5,03%	-2,80%	1,02%	8,43%	24,54%
2021	-2,76%	-0,07%	0,63%	4,94%	2,94%	-6,63%	-1,23%	-3,69%	-9,26%	4,42%	-6,29%	4,98%	-12,54%
2022	3,73%	5,63%	-1,27%	-3,36%	-5,06%	-4,98%	0,90%	-6,01%	1,67%	-2,71%	7,55%	3,56%	-1,46%
2023	-1,17%	-9,11%	7,37%	3,51%	-5,97%	-5,55%	4,56%	-1,75%	-4,55%	1,51%	0,66%	2,46%	-8,98%
2024	-4,84%	-2,67%	7,38%	1,85%	6,07%	-1,37%	0,27%	-0,04%	6,08%	3,62%	-4,83%	-3,94%	6,73%
2025	10,21%	-4,10%	9,30%	-0,98%	1,94%	9,28%	-0,04%						27,38%

Source : Europerformance

Paying Agents :  
Spain : Comisión Nacional del Mercado de Valores (CNMV) – Number : 1871 / Distributor and paying agent : SELECCIÓN E INVERSION DE CAPITAL GLOBAL, AGENCIA DE VALORES, S.A. María Francisca, 9 - 28002 Madrid

This is a non-contractual document provided for information only. This document is intended solely for unitholders or shareholders in the Fund. The information contained in this document is of no contractual value. Only the Fund's full prospectus and latest financial statements shall be deemed legally binding. Past performance is no guarantee of future performance and is not constant over time. Stated performance includes all fees with the exception of subscription and redemption fees. Investors in this fund are exposed to risks associated with changes in the value of units or shares in the Fund arising from market fluctuations. As such, the value of an investment may rise or fall, and investors may consequently lose some or all of their initial investment. This document is provided for information purposes only and is not intended to be either legally binding or contractual in nature. The investor acknowledges having received a copy of the prospectus filed with the AMF prior to investing. In spite of the care taken in preparing this document, the management company cannot guarantee that the information it contains is accurate, complete and up to date. The company may not be held liable for any losses incurred by investors who base their investment decisions solely on this document. The information in this document may not be reproduced in full or in part without the prior consent of its author. All requests for further information about the Fund should be directed to Ofi Invest Asset Management, 22 rue Vernier, 75017 Paris, France.

CONTACT • Sales Department • 01 40 68 17 17 • [service.client@ofi-invest.com](mailto:service.client@ofi-invest.com)

Ofi Invest Asset Management • A portfolio management company authorised by the AMF under number GP 92-12 • Intracommunity VAT no.: FR 51384940342 •  
Principal activity (APE) code 6630Z • 127-129, quai du Président Roosevelt • 92130 Issy-les-Moulineaux • Tel.: + 33 (0)1 40 68 17 17 • Fax: + 33 (0)1 40 68 17 18 • [www.ofi-invest-am.com](http://www.ofi-invest-am.com)

# Ofi Invest Precious Metals R

Monthly Factsheet - Commodities - July 2025



Composition of the benchmark		
FUTURES	CODE	WEIGHT
GOLD	GC	35,0%
SILVER	SI	20,0%
PLATINIUM	PL	20,0%
PALLADIUM	PA	5,00%
3-month SOFR	SRA	20,0%

Source : Ofi Invest AM

Contribution to gross monthly performance		
Futures	Market return	Contribution to portfolio
GOLD	-0,42%	-0,19%
SILVER	1,49%	0,35%
PLATINIUM	-3,27%	-0,70%
PALLADIUM	8,96%	0,56%
3-month SOFR	-0,27%	-0,07%

Source : Ofi Invest AM

Asset management strategy

The OFI Precious Metals fund ended July down 0.04%. After rising in the first half of the month, prices eased towards the very end of the month as concerns over tariffs subsided.

Gold prices stabilised (-0.42% over the month). US President Donald Trump continued to pile pressure on US Central Bank Governor Jerome Powell to cut rates, which would be supportive for gold prices. Having failed in this, the US President's supporters attempted another angle of attack by questioning the amount of renovation work on the Fed's buildings, decided by Jerome Powell. This could be grounds for dismissal, according to them. There was a surreal scene on 25 July with Donald Trump mentioning the subject while the Fed Chairman was at his side... However, the US central bank could still lower its rates in the coming months if economic indicators (particularly the labour market) continue to deteriorate in the United States. Conversely, the tariff agreements reached between the United States and its main trading partners at the end of the month, at levels of 15% to 20%, reassured investors and gave some visibility, despite the uncertainty that has prevailed in recent months.

Palladium and platinum prices proved more volatile. At the beginning of the month, precious metals prices rose on concerns over tariffs. These concerns increased on 9 July when Donald Trump announced that copper imports would be taxed at 50% on 1 August. Investors then began to consider an extension to precious metals. These concerns evaporated at the very end of the month with the US president's announcement on copper tariffs, which will not affect refined metal but only semi-finished products. The \$30 premium (just over 2%) which had built up between the US platinum futures market and the London spot price, vanished instantly, accounting for most of the fall in this metal's price over the month (-3.27%). The situation nevertheless remains tense for platinum, with a deficit for the fourth consecutive year and 30% tariffs on South Africa, the main producer of this metal, the impact of which is unclear for the time being.

Palladium prices rose by nearly 9%. Possible sanctions on Russia, one of the leading palladium producers, are worrying investors. The Impala Platinum group also announced the early closure by the end of May 2026 of the Lac des Iles mine in Canada due to low palladium prices. This mine produces about 3% of global production.

July was the perfect illustration of the US president's vacillation. Whatever happens now, it seems clear that the issue of the US budget deficit and debt will be an increasingly insoluble problem. US economic indicators are also starting to deteriorate and could prompt the US central bank to cut interest rates if this is confirmed. This is a strong support factor for precious metals. Once you add in the complex international geopolitical climate, it seems there has never been a better time to diversify into precious metals.

Benjamin LOUVET - Olivier DAGUIN - Marion BALESTIER - Fund manager(s)

Principal holdings by type of instrument			
Negotiable debt securities			
Name	Weight	Country	Maturity
GOVT FRANCE (REPUBLIC OF) 15/10/2025	16,89%	France	15/10/2025
GOVT FRANCE (REPUBLIC OF) 06/08/2025	13,43%	France	06/08/2025
GOVT FRANCE (REPUBLIC OF) 29/10/2025	13,21%	France	29/10/2025
GOVT FRANCE (REPUBLIC OF) 01/10/2025	9,66%	France	01/10/2025
GOVT FRANCE (REPUBLIC OF) 17/09/2025	9,56%	France	17/09/2025
EUROPEAN UNION 05/09/2025	6,20%	Europa	05/09/2025

Source : Ofi Invest AM

Swap		
Index swap	Weight	Counterparty
Basket Precious Metal Strategy Index	124,71%	(UBS/SG/BNP/JPM/BofA)

Source : Ofi Invest AM

Statistical indicators						
	Sharpe Ratio 1 year	Sharpe Ratio 3 years	Sharpe Ratio since inception	Frequency of profit	Worst draw down 1y.	Payback period
Fund	1,30	0,31	-0,03	50,98%	-9,52%	11 week(s)

Source : Europerformance

This is a non-contractual document provided for information only. This document is intended solely for unitholders or shareholders in the Fund. The information contained in this document is of no contractual value. Only the Fund's full prospectus and latest financial statements shall be deemed legally binding. Past performance is no guarantee of future performance and is not constant over time. Stated performance includes all fees with the exception of subscription and redemption fees. Investors in this fund are exposed to risks associated with changes in the value of units or shares in the Fund arising from market fluctuations. As such, the value of an investment may rise or fall, and investors may consequently lose some or all of their initial investment. This document is provided for information purposes only and is not intended to be either legally binding or contractual in nature. The investor acknowledges having received a copy of the prospectus filed with the AMF prior to investing. In spite of the care taken in preparing this document, the management company cannot guarantee that the information it contains is accurate, complete and up to date. The company may not be held liable for any losses incurred by investors who base their investment decisions solely on this document. The information in this document may not be reproduced in full or in part without the prior consent of its author. All requests for further information about the Fund should be directed to Ofi Invest Asset Management, 22 rue Vernier, 75017 Paris, France.

CONTACT • Sales Department • 01 40 68 17 17 • service.client@ofi-invest.com

Ofi Invest Asset Management • A portfolio management company authorised by the AMF under number GP 92-12 • Intracommunity VAT no.: FR 51384940342 •  
Principal activity (APE) code 6630Z • 127-129, quai du Président Roosevelt • 92130 Issy-les-Moulineaux • Tel.: + 33 (0)1 40 68 17 17 • Fax: + 33 (0)1 40 68 17 18 • www.ofi-invest-am.com