

Ofi Invest Global Convertible Bond I_EUR

Monthly Factsheet - Convertible Bonds - July 2025



Invesment policy :

Ofi Invest Global Convertible Bond is a global convertible bond subfund of the Luxembourg SICAV Global Fund. The fund favours convertible issues from companies whose growth potential is linked to their global activity or local leadership.

Registered in : FRA  LUX 

ESP  PRT 

Key figures as of 31/07/2025

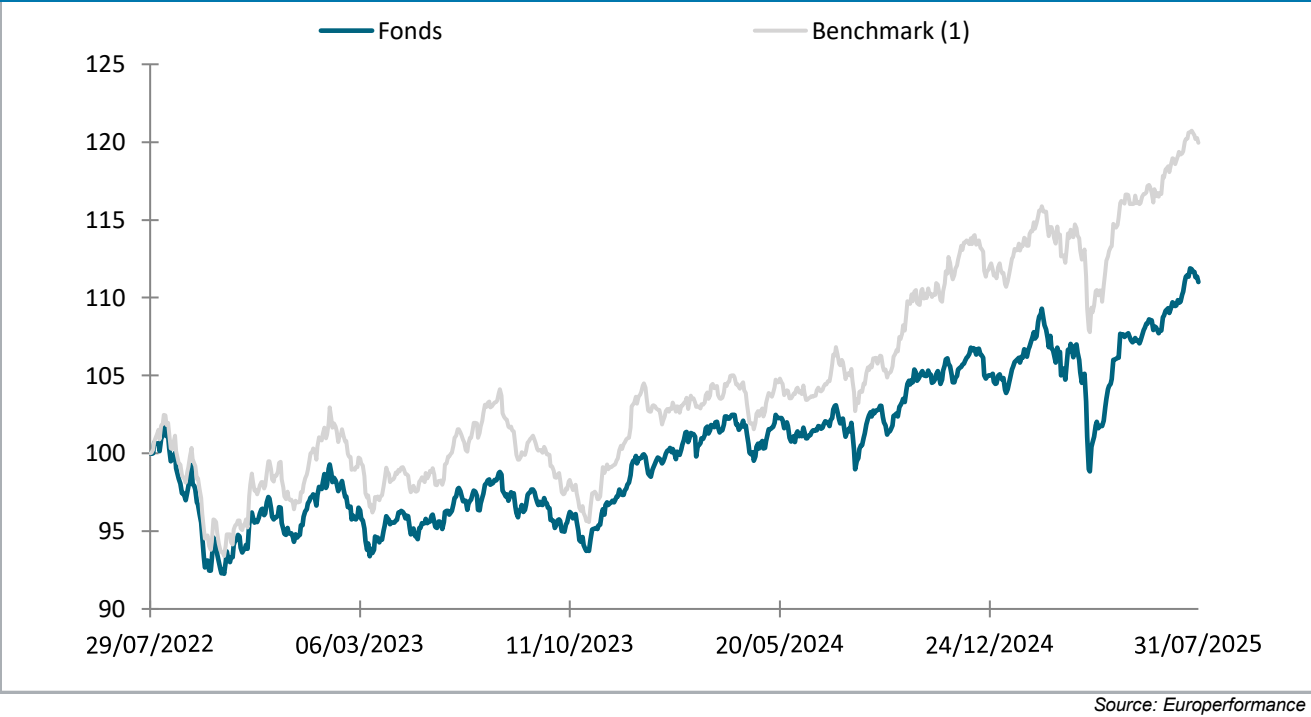
NAV of the class C (EUR):	76,88
Net Assets of the class C (EUR M):	116,27
Total Net Assets (EUR M):	133,68
Delta:	47%
Modified duration:	1,80
Current yield:	1,10%
Number of holdings:	98

Characteristics

ISIN Code:	LU0336374540
Ticker:	OFICONI LX Equity
Europerformance Classification:	International convertible bonds
SFDR Classification:	Article 8
Management Company	OFI Invest Lux
Principal distributor advisor:	OFI INVEST ASSET MANAGEMENT
Benchmark ⁽¹⁾ :	Refinitiv Global Focus Hedged CB (EUR)
Main Risks:	Capital and performance Market : equity, fixed income and credit Currency
Fund Manager:	Nancy Scribot Blanchet
Legal Form:	SICAV (UCITS V) under the laws of Luxembourg
Distribution Policy:	Capitalisation
Currency:	EUR
Inception date:	21/12/2007
Recommended investment horizon:	3 years
Valuation:	Daily
Subscription cut-off:	D - 1 at 12h
Redemption cut-off:	D - 1 at 12h
Settlement:	D+3
Max/Real Subscription fees:	1%/None
Max/Real Redemption fees:	None/None
Outperformance fees:	15% above benchmark
Ongoing charge:	0,87%
Custodian:	SOCIETE GENERALE BANK TRUST LUXEMBOURG
Administrative agent:	SOCIETE GENERALE BANK TRUST LUXEMBOURG

(1) Indice de référence : Refinitiv Global Focus Hedged CB (EUR)

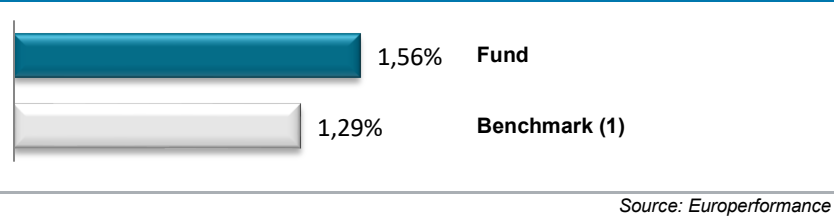
3 years cumulative return




Risk Profile

Level: 1 2 3 4 5 6 7

Monthly return



YTD return



Return & Volatility

	5 Years (cum.)		3 Years (cum.)		1 Year		YTD		6 Months	3 Months
	Return	Volat.	Return	Volat.	Return	Volat.	Return	Volat.	Return	Return
Ofi Invest Global Convertible Bond I_EUR	9,39%	9,01%	11,02%	7,52%	8,88%	7,57%	6,28%	8,29%	4,30%	5,95%
Benchmark ⁽¹⁾	12,40%	8,60%	19,96%	7,79%	13,81%	7,21%	7,62%	7,81%	5,44%	5,88%

Source: Europerformance

Monthly returns

	Jan.	Feb.	Mar.	Apr.	May	Jun.	Jul.	Aug.	Sep.	Oct.	Nov.	Dec.	Year	Benchmark
2020	0,23%	-0,35%	-8,80%	5,60%	4,62%	4,01%	3,70%	2,23%	-0,88%	-1,14%	7,70%	3,48%	21,19%	21,49%
2021	0,62%	1,06%	-1,39%	2,34%	-0,83%	2,44%	-1,05%	1,11%	-1,64%	1,33%	-1,53%	-0,17%	2,19%	-1,81%
2022	-6,05%	-0,49%	-0,17%	-4,41%	-2,84%	-5,25%	5,15%	-1,95%	-5,68%	2,36%	2,30%	-2,31%	-18,31%	-17,84%
2023	3,59%	-2,25%	0,17%	-0,81%	-0,05%	2,38%	1,44%	-1,32%	-1,78%	-2,11%	3,74%	2,58%	5,45%	7,64%
2024	-0,14%	1,58%	1,27%	-2,10%	0,69%	0,70%	0,24%	1,08%	1,56%	-0,18%	1,59%	-1,58%	4,72%	6,94%
2025	1,89%	0,18%	-1,96%	0,23%	2,19%	2,09%	1,56%						6,28%	7,62%

Paying Agents :

Spain : Comisión Nacional del Mercado de Valores (CNMV) – Number : 1820 / Distributor and paying agent : SELECCIÓN E INVERSION DE CAPITAL GLOBAL, AGENCIA DE VALORES, S.A. María Francisca, 9 - 28002 Madrid.

Portugal : Distributor and paying agent: BEST - BANCO ELECTRONICO DE SERVICIO TOTAL, Praça Marquês de Pombal, 3-3º, 1250-161 Lisboa, Portugal.

This is a non-contractual document provided for information only. This document is intended solely for unitholders or shareholders in the Fund. The information contained in this document is of no contractual value. Only the Fund's full prospectus and latest financial statements shall be deemed legally binding. Past performance is no guarantee of future performance and is not constant over time. Stated performance includes all fees with the exception of subscription and redemption fees. Investors in this fund are exposed to risks associated with changes in the value of units or shares in the Fund arising from market fluctuations. As such, the value of an investment may rise or fall, and investors may consequently lose some or all of their initial investment. This document is provided for information purposes only and is not intended to be either legally binding or contractual in nature. The investor acknowledges having received a copy of the prospectus filed with the AMF prior to investing. In spite of the care taken in preparing this document, the management company cannot guarantee that the information it contains is accurate, complete and up to date. The company may not be held liable for any losses incurred by investors who base their investment decisions solely on this document. The information in this document may not be reproduced in full or in part without the prior consent of its author. All requests for further information about the Fund should be directed to Ofi Invest Asset Management, 22 rue Vernier, 75017 Paris, France.

CONTACT • Sales Department • 01 40 68 17 17 • service.client@ofi-invest.com

Ofi Invest Asset Management • A portfolio management company authorised by the AMF under number GP 92-12 • Intracommunity VAT no.: FR 51384940342 •
Principal activity (APE) code 6630Z • 127-129, quai du Président Roosevelt • 92130 Issy-les-Moulineaux • Tel.: + 33 (0)1 40 68 17 17 • Fax: + 33 (0)1 40 68 17 18 • www.ofi-invest-am.com

Ofi Invest Global Convertible Bond I_EUR

Monthly Factsheet - Convertible Bonds - July 2025



TOP 10 Holdings

Libellé	Poids	Sector ⁽¹⁾	Country
PING AN LIFE INSURANCE CO OF CHINA Z 11/06/2030	2,02%	Insurance	China
TSMC / MORGAN STANLEY 0% Z 21/03/2028	1,99%	Technology	Taiwan
DHL / JPMORGAN CHASE L 0.5 27/03/2030	1,88%	Industrial Goods and Services	Germany
MICROSOFT/BARCLAYS BANK 1.000 2029 1 16/02/2029	1,86%	Technology	United States
AXON ENTERPRISE INC 0.5 15/12/2027	1,73%	Industrial Goods and Services	United States
LEGRAND SA 1.5 23/06/2033	1,66%	Industrial Goods and Services	France
ALIBABA / GOLDMAN SACHS 0% Z 10/05/2027	1,64%	Retail	China
MICROSTRATEGY INCORPORATED Z 01/12/2029	1,64%	Technology	United States
MIRION TECHNOLOGIES INC 0.25 01/06/2030	1,55%	Technology	United States
IBERDROLA FINANZAS SAU 0.8 07/12/2027	1,55%	Utilities	Spain
TOTAL	19,33%		

Source: Ofi Invest AM

Main movements of the month

Buy / Increase		
Name	Weight M-1	Weight M
HIMS & HERS HEALTH INC Z 15/05/2030	Buy	1,46%
AEROVIRONMENT INC Z 15/07/2030	Buy	1,33%
RUBRIK INC Z 15/06/2030	Buy	1,26%
Korean Shipbuilding / KCC 1.75 2030	Buy	1,19%

Source: Ofi Invest AM

Sell / Decrease		
Name	Weight M-1	Weight M
WELLTOWER OP LLC 3.125 15/07/2029	1,82%	1,27%
LG CHEM LTD 1.75 16/06/2028	1,90%	Sell

Source: Ofi Invest AM

Statistical indicators (compared to the benchmark on a 1 year rolling basis)

Bêta	Alpha	Tracking Error	Sharpe Ratio ⁽²⁾	Information Ratio	Frequency of profit	Worst draw down
1,01	-0,11	2,59%	0,95	-2,06	62,75%	-7,11%

Source: Europereformance

(2) Risk free rate: compounded ESTR

This is a non-contractual document provided for information only. This document is intended solely for unitholders or shareholders in the Fund. The information contained in this document is of no contractual value. Only the Fund's full prospectus and latest financial statements shall be deemed legally binding. Past performance is no guarantee of future performance and is not constant over time. Stated performance includes all fees with the exception of subscription and redemption fees. Investors in this fund are exposed to risks associated with changes in the value of units or shares in the Fund arising from market fluctuations. As such, the value of an investment may rise or fall, and investors may consequently lose some or all of their initial investment. This document is provided for information purposes only and is not intended to be either legally binding or contractual in nature. The investor acknowledges having received a copy of the prospectus filed with the AMF prior to investing. In spite of the care taken in preparing this document, the management company cannot guarantee that the information it contains is accurate, complete and up to date. The company may not be held liable for any losses incurred by investors who base their investment decisions solely on this document. The information in this document may not be reproduced in full or in part without the prior consent of its author. All requests for further information about the Fund should be directed to Ofi Invest Asset Management, 22 rue Vernier, 75017 Paris, France.

CONTACT • Sales Department • 01 40 68 17 17 • service.client@ofi-invest.com

Ofi Invest Asset Management • A portfolio management company authorised by the AMF under number GP 92-12 • Intracommunity VAT no.: FR 51384940342 • Principal activity (APE) code 6630Z • 127-129, quai du Président Roosevelt • 92130 Issy-les-Moulineaux • Tel.: + 33 (0)1 40 68 17 17 • Fax: + 33 (0)1 40 68 17 18 • www.ofi-invest-am.com

Asset management strategy

In the United States, global trade tensions intensified in early July, following Donald Trump's decision to postpone the deadline for a comprehensive trade agreement to 1 August. In the absence of an agreement, the US introduced new tariffs, ranging from 10% to more than 40%, depending on the country or product. In this context, the Fed kept rates unchanged for the fifth time in a row, while highlighting its reliance on data in the face of tariff shocks. In Europe, the ECB also left its rates unchanged by reiterating a wait-and-see stance in July, as did Japan, with rates maintained at 0.5%, in line with expectations. In terms of statistics, US economic activity surprised positively with Q2 GDP at +3% QoQ, while the labour market sent mixed signals with a disappointing job creation publication of +73k and, above all, a sharp downward revision to the June figure. In the eurozone, composite PMIs stood at 51, their highest in 11 months, underpinned by services and industry, while GDP growth in Q1 remained weak (+0.1% QoQ). Finally, in China, GDP growth reached 5.2% yoy in Q2, but domestic demand remains sluggish.

Against this backdrop, the equity markets performed positively with the exception of Europe: +2,2% for the S&P500 and +5,8% for the Nasdaq Techno, in Europe, -1% for the Stoxx 600 and -9.3% for the Cac 1,4, and in Asia, +2.9% for the Nikkei, +3.7% for the Hang Seng, +5.7% for the Shanghai Comp and +13.9% for the Kospi. On the credit side, the European 5Y X-Over and the US 5Y CDX HY tightened by 14bp to 268bp and by 1bp to 320bp, with the German and US 10-year yields tightening slightly to 2.70% and 4.37%, respectively. On currencies, the euro strengthened against the GBP (+0.7%) but fell against the USD (-3.2%), which strengthened against all Asian currencies. Convertible bonds performed significantly in this context: +1% for the US (€), -0.2% for Europe (€), +3.6% for Asia ex Japan (€) and +1.6% for Japan (€). All in all, the LSEG Refinitiv Global Focus Convertibles Hdg index in euros gained 1.29% in the month, while OFI Invest Global Convertible Bond gained 1,56% over the same period.

The global primary market slowed down slightly, however, with \$8.5bn issued over the month. In AMERICAS, \$2.9bn was invested mainly via Mara 0% 2032 (\$950m - USA - Financial Services), AST SpaceMobile 2.375% 2032 (\$575m - USA - Telecommunications) and CenterPoint Energy 3% 2028 (\$900m - USA - Utilities). In AEJ, issues amounted to \$4.2bn and were issued by Alibaba Health/Alibaba 0% 2032 (HKD12bn - China - Personal Care, Drug & Grocery Stores), Henderson Land Development/Happy Ever 0.5% 2030 (HKD8bn - China - Real Estate) and ZTE 0% 2030 (CNY3.6bn - China - Telecommunications). In Japan, a single issue that on its own carries out almost the entire YTD primary: Nissan Motor 1% 2031 (JPY200bn - Japan - Automobiles & Parts). Finally, the market in Europe was completely closed. This brings total issues in the year to date to \$80.2bn, up 19% compared with June 2024.

The fund's monthly performance by geographical region was as follows: AMERICAS +92bp, EMEA +40bp, AEJ +36bp and JAPAN -1bp. The sectors that made a positive contribution were Financial Services (+34bp), Health Care (+32bp), Industrial Goods & Services (+24bp), Technology (+17bp), Basic Resources (+16bp) and Retail (+11bp), while only the Automotive & Parts sector (-2bp) made a negative contribution. In terms of line-by-line performances, the negative contributions came from Axon Enterprise 2027 (-17bp), Call Palo Alto 2026 (-16bp), Expedia 2026 (-6bp) and CyberAgent 2029 (-5bp). Conversely, positive contributions came from Hims & Hers Health 2030 (+22bp), Galaxy Digital 2029 (+17bp), Sibanye Stillwater 2028 (+15bp), Upstart 2030 (+13bp), Halozyme 2028 (+9bp) and Microsoft/Barclays 2029 (+9bp).

In terms of movements, we strengthened the AMERICAS zone with Hims & Hers Health 2030, Rubrik 2030, AeroVironment 2030, as well as the AEJ zone with Korea Shipbuilding/KCC 2030. In return, we took part of our profits on Welltower 2029 and sold LG Energy Solutions/LG Chem 2028, the company that has been on the Biocides exclusion list since the beginning of July.

Portfolio equity sensitivity was 47% at end-June, the current yield was 1.1% for an average maturity of 3.6 years, interest-rate sensitivity was 1.8 and the cash position was 4%.

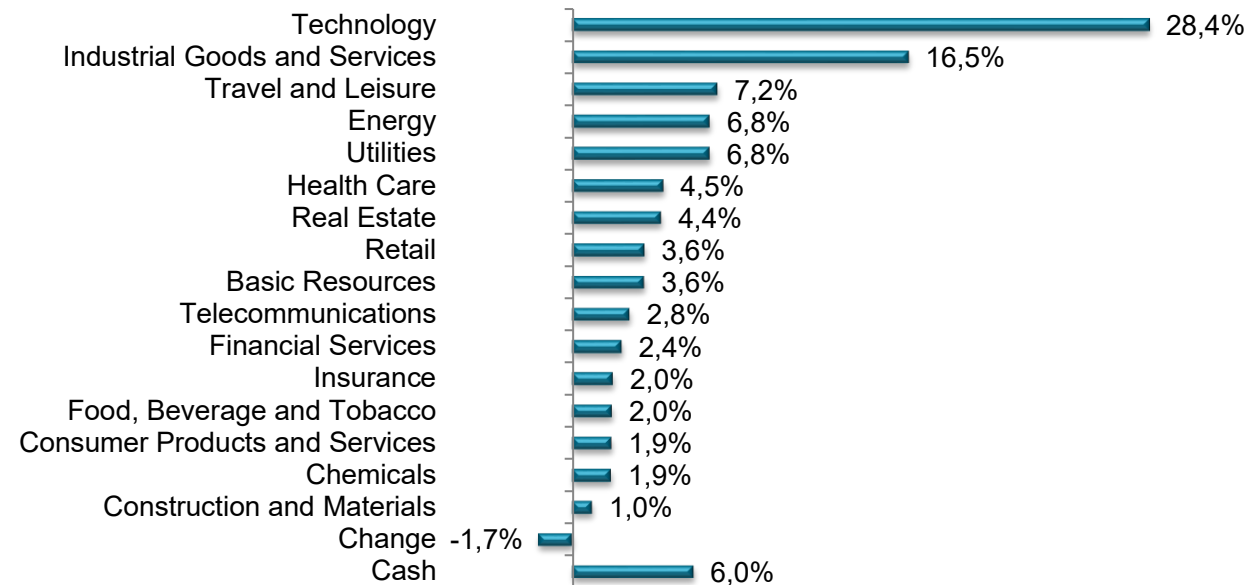
Nancy Scribot Blanchet - Fund Manager(s)

Ofi Invest Global Convertible Bond I_EUR

Monthly Factsheet - Convertible Bonds - July 2025

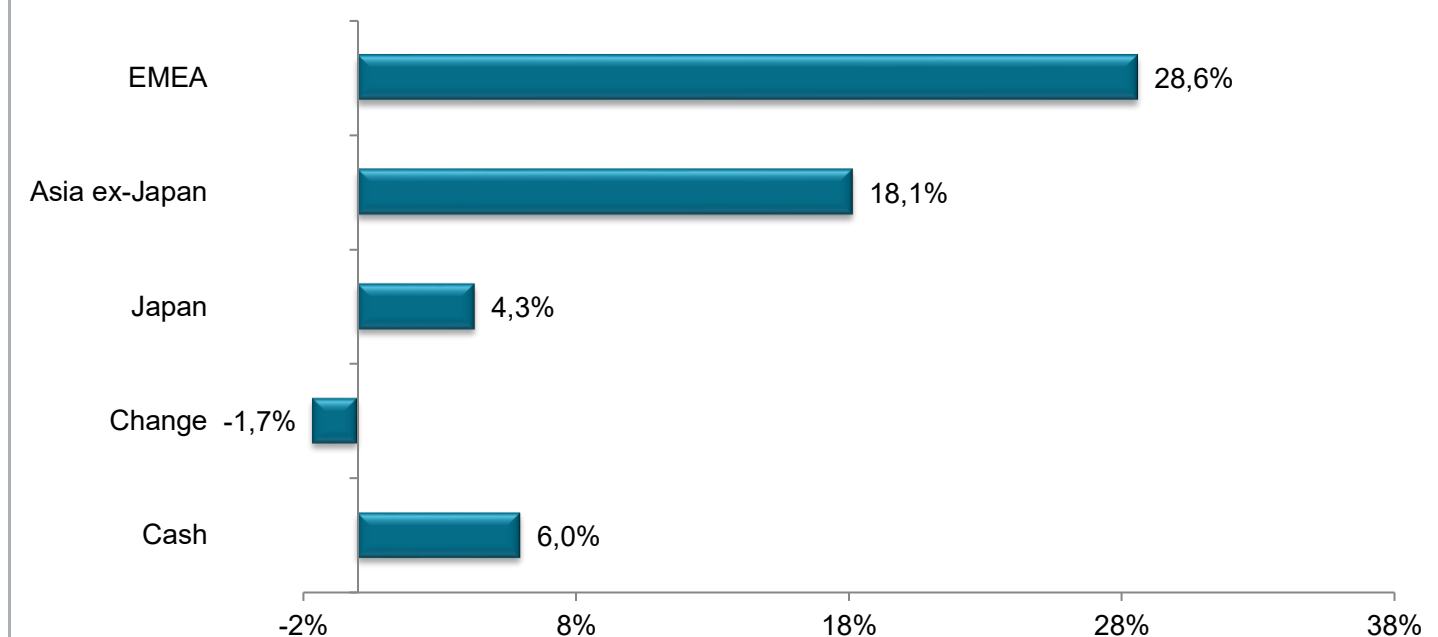


Sector breakdown



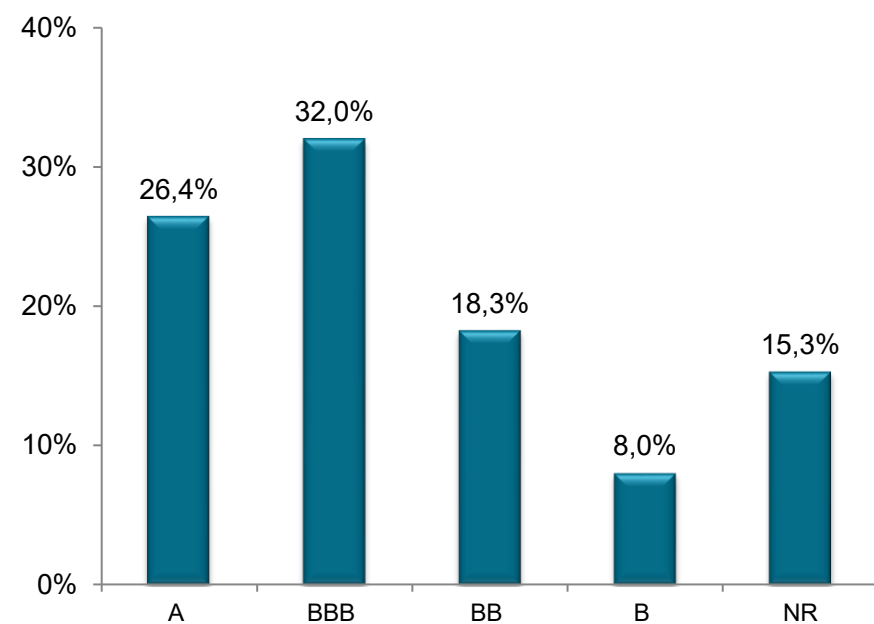
Source: Ofi Invest AM

Geographical breakdown



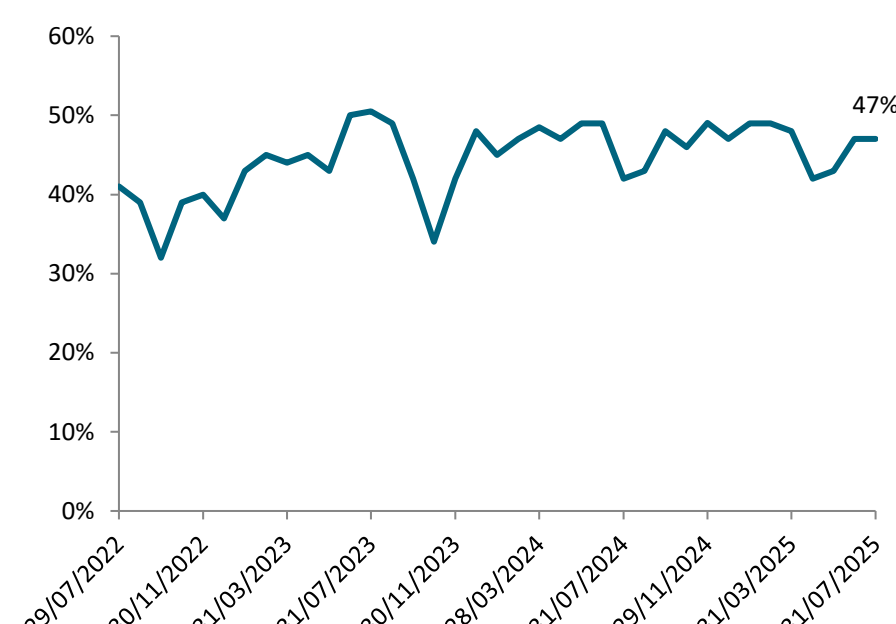
Source: Ofi Invest AM

Rating breakdown (invested part)



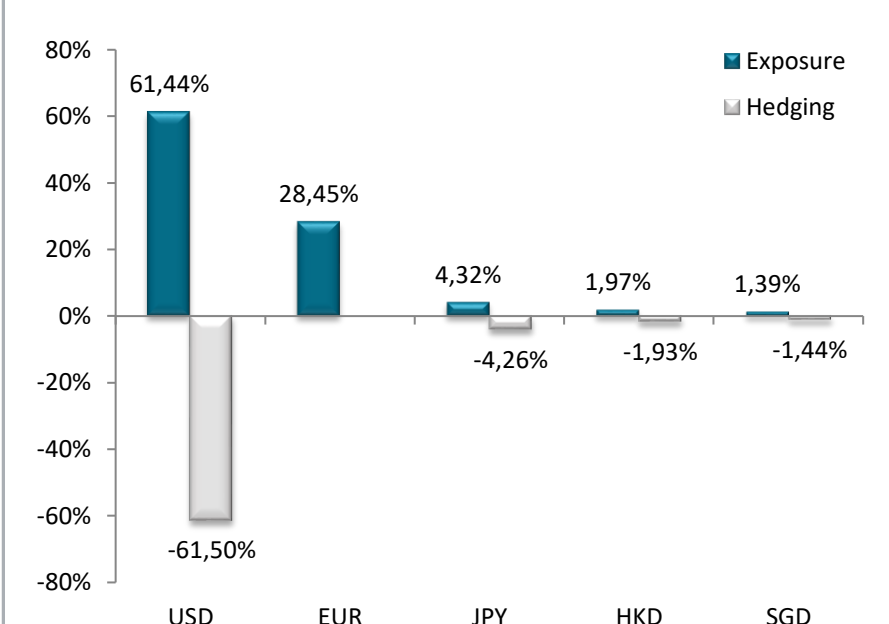
Source: Ofi Invest AM

Delta evolution (monthly)



Source: Ofi Invest AM

Currency breakdown



Source: Ofi Invest AM

This is a non-contractual document provided for information only. This document is intended solely for unitholders or shareholders in the Fund. The information contained in this document is of no contractual value. Only the Fund's full prospectus and latest financial statements shall be deemed legally binding. Past performance is no guarantee of future performance and is not constant over time. Stated performance includes all fees with the exception of subscription and redemption fees. Investors in this fund are exposed to risks associated with changes in the value of units or shares in the Fund arising from market fluctuations. As such, the value of an investment may rise or fall, and investors may consequently lose some or all of their initial investment. This document is provided for information purposes only and is not intended to be either legally binding or contractual in nature. The investor acknowledges having received a copy of the prospectus filed with the AMF prior to investing. In spite of the care taken in preparing this document, the management company cannot guarantee that the information it contains is accurate, complete and up to date. The company may not be held liable for any losses incurred by investors who base their investment decisions solely on this document. The information in this document may not be reproduced in full or in part without the prior consent of its author. All requests for further information about the Fund should be directed to Ofi Invest Asset Management, 22 rue Vernier, 75017 Paris, France.

CONTACT • Sales Department • 01 40 68 17 17 • service.client@ofi-invest.com

Ofi Invest Asset Management • A portfolio management company authorised by the AMF under number GP 92-12 • Intracommunity VAT no.: FR 51384940342 •
Principal activity (APE) code 6630Z • 127-129, quai du Président Roosevelt • 92130 Issy-les-Moulineaux • Tel.: + 33 (0)1 40 68 17 17 • Fax: + 33 (0)1 40 68 17 18 • www.ofi-invest-am.com