

# Ofi Invest Act4 Positive Economy IC

## Monthly Factsheet - Equities - February 2024



### Investment policy :

The purpose of the fund is to invest in responsible companies committed to sustainable development, with a focus on themes including the energy transition, protecting natural resources, health, well-being, safety and social inclusion. The aim is to deliver financial performance while making a social and environmental impact in line with the themes of the sustainable development objectives set by the UN.

Registered in : **FRA** **PRT** **LUX** **SPA** **ITA**

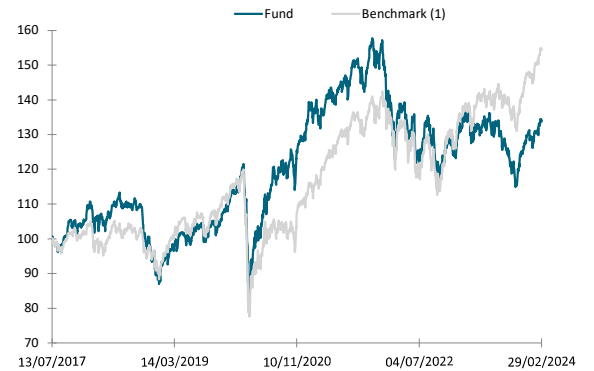
### Key Figures as of 29/02/2024

Net Asset Value of the Class IC (EUR):	14 296,32
Net Asset of the Class IC (EUR M):	9,48
Total Net Asset of the fund (EUR M):	43,49
Market Capitalisation Median (€bn) :	13,22
Number of holdings:	39
Number of stocks:	39
Equity exposure:	99,07%

### Characteristics

ISIN Code:	LU1209226296
Ticker:	SSPESIC LX Equity
Europe performance classification:	European Equity
SFDR classification:	Article 9
Benchmark <sup>(1)</sup> :	Stoxx Europe 600 ex UK Net Return
Main risks:	No guarantee or capital protection Equity market
Management Company:	OFI INVEST LUX
Principal distributor and advisor :	OFI INVEST ASSET MANAGEMENT
Fund manager(s):	Beryl BOUVIER DI NOTA - Nils MERDY
Legal form:	SICAV (UCITS V) under the laws of Luxembourg
Distribution policy:	Capitalisation
Currency:	EUR
Inception date / Management Change :	08/04/2015 - 13/7/2017
Recommended investment horizon:	Over 5 years
Valuation:	Daily
Subscription Cut-off:	D at 12h
Redemption Cut-off:	D at 12h
Settlement:	D+2
Subscription fees:	None
Redemption fees:	None
Outperformance fees:	20 % above benchmark
Ongoing charge:	1,08%
Custodian:	SOCIETE GENERALE BANK TRUST Luxembourg
Administrative agent:	SOCIETE GENERALE BANK TRUST Luxembourg

### Return Since Management Change



Source: Europeperformance

### Risk Profile:

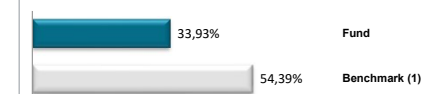
Level: **1** **2** **3** **4** **5** **6** **7**

### Monthly return



Source: Europeperformance

### Return since management change



Source: Europeperformance

### Return & Volatility

	Since Management Change		5 years (cum.)		3 years (cum.)		1 year		YTD		6 months	3 months
	Return	Volat.	Return	Volat.	Return	Volat.	Return	Volat.	Return	Volat.	Return	Return
Ofi Invest Act4 Positive Economy IC	33,93%	17,25%	-	-	0,89%	15,20%	-0,60%	13,47%	1,99%	-	4,74%	6,58%
Benchmark <sup>(1)</sup>	54,39%	17,35%	-	-	34,94%	14,23%	12,23%	13,04%	4,24%	-	9,65%	8,36%

Source: Europeperformance

### Monthly returns

	Jan.	Feb.	Mar.	Apr.	May	Jun.	Jul.	Aug.	Sep.	Oct.	Nov.	Dec.	Year	Bench.
2019	6,14%	2,32%	1,82%	2,84%	-3,25%	4,61%	0,55%	-0,38%	2,03%	0,28%	4,41%	2,93%	26,77%	26,82%
2020	0,74%	-6,39%	-11,85%	8,60%	5,46%	5,04%	2,09%	5,06%	-0,66%	-4,45%	12,47%	2,62%	17,50%	-1,99%
2021	0,26%	-0,47%	4,73%	1,91%	0,39%	1,88%	0,80%	2,96%	-3,61%	4,89%	-1,71%	4,25%	17,12%	24,91%
2022	-10,50%	-4,43%	3,00%	-1,13%	-1,03%	-8,82%	8,84%	-3,54%	-8,48%	4,50%	-3,81%	-20,91%	-20,91%	-10,31%
2023	7,06%	2,13%	-1,24%	-1,08%	-0,31%	1,86%	0,23%	-4,56%	-4,49%	-4,54%	7,78%	4,50%	6,57%	17,48%
2024	-0,35%	2,34%											1,99%	4,24%

Source: Europeperformance

(1) Benchmark: Stoxx Europe 600 Net Return, then Stoxx Europe 600 ex UK NR since 01/06/2022

### Paying Agents :

Spain : Comisión Nacional del Mercado de Valores (CNMV) – Number : 1820 / Distributor and paying agent : SELECCIÓN E INVERSIÓN DE CAPITAL GLOBAL, AGENCIA DE VALORES, S.A. María Francisca, 9 - 28002 Madrid.

Italy : Registered for distribution to institutional investors only.

Portugal : Distributor and paying agent: BEST - BANCO ELECTRONICO DE SERVICO TOTAL, Praça Marquês de Pombal, 3-3º, 1250-161 Lisboa, Portugal.

This is a non-contractual document provided for information only. This document is intended solely for unitholders or shareholders in the Fund. The information contained in this document is of no contractual value. Only the Fund's full prospectus and latest financial statements shall be deemed legally binding. Past performance is no guarantee of future performance and is not constant over time. Stated performance includes all fees with the exception of subscription and redemption fees. Investors in this fund are exposed to risks associated with changes in the value of units or shares in the Fund arising from market fluctuations. As such, the value of an investment may rise or fall, and investors may consequently lose some or all of their initial investment. This document is provided for information purposes only and is not intended to be either legally binding or contractual in nature. The investor acknowledges having received a copy of the prospectus filed with the AMF prior to investing. In spite of the care taken in preparing this document, the management company cannot guarantee that the information it contains is accurate, complete and up to date. The company may not be held liable for any losses incurred by investors who base their investment decisions solely on this document. The information in this document may not be reproduced in full or in part without the prior consent of its author. All requests for further information about the Fund should be directed to Ofi Invest Asset Management, 22 rue Vernier, 75017 Paris, France.

CONTACT • Sales Department • 01 40 68 17 17 • contact.clients.am@ofi-invest.com

Ofi Invest Asset Management • A portfolio management company authorised by the AMF under number GP 92-12 • Intracommunity VAT no.: FR 51384940342 •  
Principal activity (APE) code 6630Z • 22 rue Vernier 75017 Paris • Tel.: + 33 (0)1 40 68 17 17 • Fax: + 33 (0)1 40 68 17 18 • www.ofi-invest-am.com

# Ofi Invest Act4 Positive Economy IC

Monthly Factsheet - Equities - February 2024



## Top 5 Holdings (cash excluded)

Name	Weight	Performance	Contribution	Country	Thematic
ASML	8,01%	9,06%	0,65%	Netherlands	Energy transition
SAP	5,56%	7,51%	0,38%	Germany	Energy transition
NOVO NORDISK CL B	5,56%	5,79%	0,33%	Denmark	Health, safety and well-being
SCHNEIDER	4,82%	14,71%	0,61%	France	Energy transition
ALLIANZ	3,79%	2,44%	0,09%	Germany	Social inclusion
<b>TOTAL</b>	<b>27,75%</b>		<b>2,06%</b>		

Sources: OFI Invest AM & Factset (ICB Classification - Level 2)

## 3 Best monthly contributions

Name	Weight	Performance	Contribution	Country	Thematic
ASML	8,01%	9,06%	0,65%	Netherlands	Energy transition
SCHNEIDER	4,82%	14,71%	0,61%	France	Energy transition
TOMRA SYSTEMS	2,55%	31,39%	0,60%	Norway	Protecting natural resources

Sources: OFI Invest AM & Factset (ICB Classification - Level 2)

## 3 Worst monthly contributions

Name	Weight	Performance	Contribution	Country	Thematic
ACCIONA ENERGIAS	1,24%	-20,75%	-0,32%	Spain	Energy transition
WAGA ENERGY	0,78%	-29,02%	-0,31%	France	Protecting natural resources
NORSK HYDRO ASA	1,80%	-12,80%	-0,26%	Norway	Protecting natural resources

Sources: OFI Invest AM & Factset (ICB Classification - Level 2)

## Main movements of the month

Buy / Increase		
Name	Weight M-1	Weight M
DSM FIRMENICH	Buy	2,28%
SMURFIT KAPPA GROUP	Buy	1,18%

Source: OFI Invest AM

Sell / Decrease		
Name	Weight M-1	Weight M
NOVO NORDISK CL B	5,65%	5,56%

Source: OFI Invest AM

## Asset management strategy

Risky assets ended a profitable month in February, marked by an avalanche of all-time records for global stock markets. On Wall Street, the Dow Jones, the S&P 500 and the Nasdaq 100 reached new highs, while in Europe, the CAC 40 and Dax also peaked, matched by Japan. The Nikkei broke a nearly 35-year record. Several factors contributed to this record-breaking spree. US chipmaker Nvidia's stellar results added to the market's enthusiasm for artificial intelligence (AI), giving an indirect boost to all stocks even remotely related to this theme. More generally, the full-year earnings season ending on both sides of the Atlantic is showing positive results, with companies' margins generally holding up well.

On the macroeconomic front, investors digested the cautious messages from the major central banks, which nevertheless point to an initial interest-rate cut by the European Central Bank (ECB) and the Federal Reserve (Fed) in June, a little later than initially expected.

European indices continued to rise, supported by their flagship growth stocks, notably enabling the CAC 40 and Dax indices to reach new all-time highs. The markets were reassured by inflation figures for February, which confirmed that the deceleration in inflation was well underway in the eurozone. For the Stoxx 600 index, earnings per share (EPS) forecasts for 2024 were reduced by 50 basis points to 4.5%, while growth forecasts for 2025 were increased by 30 basis points to 9.8%.

Against this backdrop, the ACT4 Positive Economy fund gained 2.34%, in line with the index (+2.47%).

In February, sector performances reflected market reactions to corporate earnings releases and macroeconomic conditions. The utilities (-6.3%), telecoms (-1.1%), staples (-3.6%) and real-estate (-8.4%) sectors posted disappointing performances, ending the month down. In contrast, the consumer discretionary (+8.7%), industry (+6%) and construction sectors demonstrated effective cost management and good free cash-flow generation (FCF), ranking among the best performers. The technology sector performed particularly well, with a rise of 5.9% over the month, driven by the rapid growth of artificial intelligence, with 75% of companies in the sector exceeding expectations. The fund rose as well as the index, due in particular to its overweighting in technology and industrials, despite its underweighting in consumer discretionary.

In the industrial sector, Tomra systems (31.4%) was the strongest contributor this month, given very low expectations before the publication of the fourth quarter report and solid results, with improvements in the areas of recycling and revenue collection (+26% and +18% respectively in Q4). Schneider electric also posted a good performance (+14.7%) following the announcement of reassuring results and an ambitious organic growth target of 7-10% CAGR over four years. Smid-caps suffered from macroeconomic news on interest rates, including Waga Energy (-29%), whose activity is expanding to the US and could be impacted by the outcome of the US elections, as well as NX Filtration (-18.9%) following the profit warning in January concerning a delay in volume growth and whose financing needs from 2025 are weighing on the stock. Acciona Energia (-20.8%), which, after the fall in electricity prices, continues to face high project financing. Transactions during the month included creating a line in Smurfit Kappa, adding to DSM and reducing in Novo Nordisk.

Beryl BOUVIER DI NOTA - Nils MERDY - Fund manager(s)

This is a non-contractual document provided for information only. This document is intended solely for unitholders or shareholders in the Fund. The information contained in this document is of no contractual value. Only the Fund's full prospectus and latest financial statements shall be deemed legally binding. Past performance is no guarantee of future performance and is not constant over time. Stated performance includes all fees with the exception of subscription and redemption fees. Investors in this fund are exposed to risks associated with changes in the value of units or shares in the Fund arising from market fluctuations. As such, the value of an investment may rise or fall, and investors may consequently lose some or all of their initial investment. This document is provided for information purposes only and is not intended to be either legally binding or contractual in nature. The investor acknowledges having received a copy of the prospectus filed with the AMF prior to investing. In spite of the care taken in preparing this document, the management company cannot guarantee that the information it contains is accurate, complete and up to date. The company may not be held liable for any losses incurred by investors who base their investment decisions solely on this document. The information in this document may not be reproduced in full or in part without the prior consent of its author. All requests for further information about the Fund should be directed to Ofi Invest Asset Management, 22 rue Vernier, 75017 Paris, France.

CONTACT • Sales Department • 01 40 68 17 17 • [contact.clients.am@ofi-invest.com](mailto:contact.clients.am@ofi-invest.com)

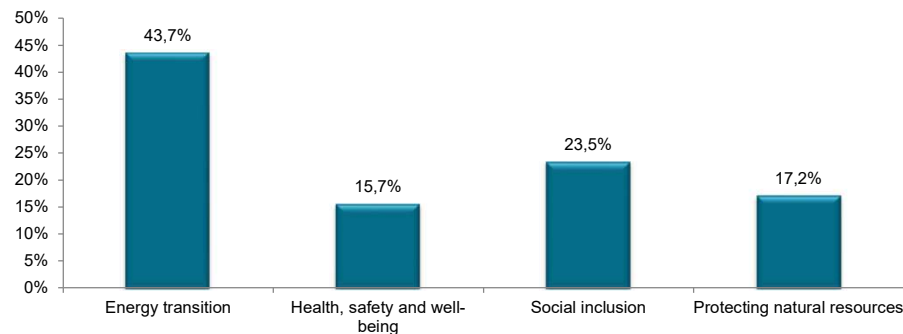
Ofi Invest Asset Management • A portfolio management company authorised by the AMF under number GP 92-12 • Intracommunity VAT no.: FR 51384940342 • Principal activity (APE) code 6630Z • 22 rue Vernier 75017 Paris • Tel.: + 33 (0)1 40 68 17 17 • Fax: + 33 (0)1 40 68 17 18 • [www.ofi-invest-am.com](http://www.ofi-invest-am.com)

# Ofi Invest Act4 Positive Economy IC

Monthly Factsheet - Equities - February 2024

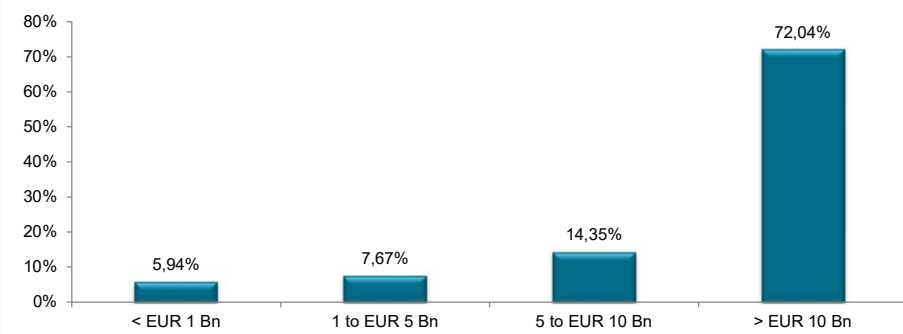


## Breakdown by theme (equities segment)



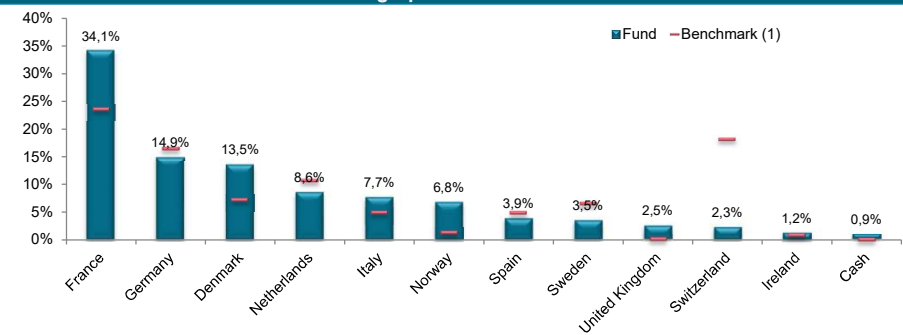
Sources: OFI Invest AM & Factset

## Market capitalisation breakdown



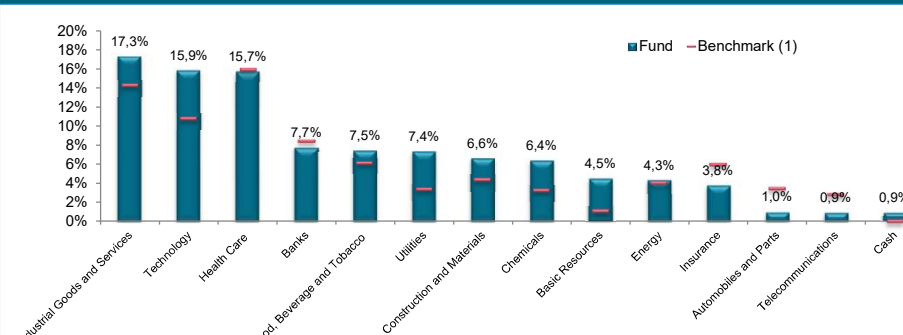
Sources: OFI Invest AM & Factset

## Geographical breakdown



Sources: OFI Invest AM & Factset

## Sector breakdown



Sources: OFI Invest AM & Factset (ICB Classification - Level 2)

## Statistical Indicators (compared to the benchmark<sup>(1)</sup> on a 1 year rolling basis)

Beta	Alpha	Tracking Error	Sharpe Ratio <sup>(2)</sup>	Information Ratio	Frequency of profit	Worst drawdown
0,99	-0,24	3,96%	-0,37	-3,19	58,82%	-15,37%

Source: Factset

## Valuation metrics

	PER 2024 (3)	PER 2025 (3)	PBV 2024 (4)	PBV 2025 (4)
Fund	17,59	15,69	2,04	1,93
Benchmark	14,21	13,43	2,23	2,11

Sources: Factset

(1) Benchmark: Stoxx Europe 600 ex UK Net Return

(2) Risk free rate: €ster

(3) PER = Price / Earnings

(4) PBV = Price / Book value

This is a non-contractual document provided for information only. This document is intended solely for unitholders or shareholders in the Fund. The information contained in this document is of no contractual value. Only the Fund's full prospectus and latest financial statements shall be deemed legally binding. Past performance is no guarantee of future performance and is not constant over time. Stated performance includes all fees with the exception of subscription and redemption fees. Investors in this fund are exposed to risks associated with changes in the value of units or shares in the Fund arising from market fluctuations. As such, the value of an investment may rise or fall, and investors may consequently lose some or all of their initial investment. This document is provided for information purposes only and is not intended to be either legally binding or contractual in nature. The investor acknowledges having received a copy of the prospectus filed with the AMF prior to investing. In spite of the care taken in preparing this document, the management company cannot guarantee that the information it contains is accurate, complete and up to date. The company may not be held liable for any losses incurred by investors who base their investment decisions solely on this document. The information in this document may not be reproduced in full or in part without the prior consent of its author. All requests for further information about the Fund should be directed to Ofi Invest Asset Management, 22 rue Vernier, 75017 Paris, France.

CONTACT • Sales Department • 01 40 68 17 17 • [contact.clients.am@ofi-invest.com](mailto:contact.clients.am@ofi-invest.com)

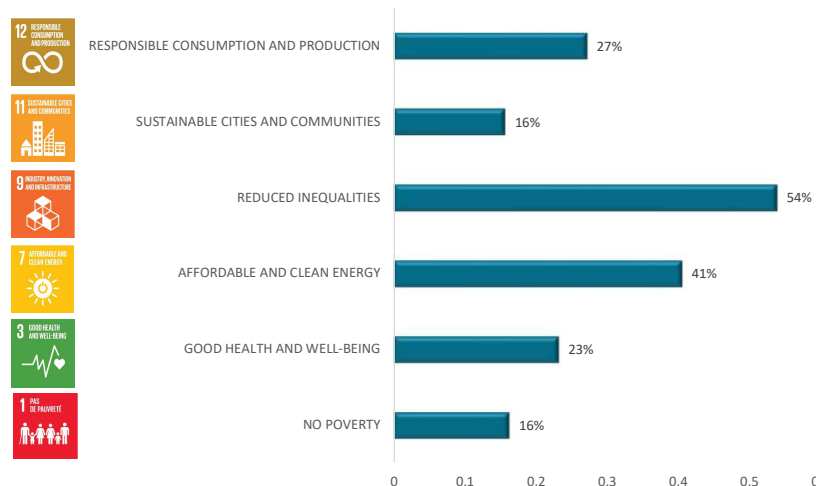
Ofi Invest Asset Management • A portfolio management company authorised by the AMF under number GP 92-12 • Intracommunity VAT no.: FR 51384940342 • Principal activity (APE) code 6630Z • 22 rue Vernier 75017 Paris • Tel.: + 33 (0)1 40 68 17 17 • Fax: + 33 (0)1 40 68 17 18 • [www.ofi-invest-am.com](http://www.ofi-invest-am.com)

# Ofi Invest Act4 Positive Economy IC

Monthly Factsheet - Equities - February 2024

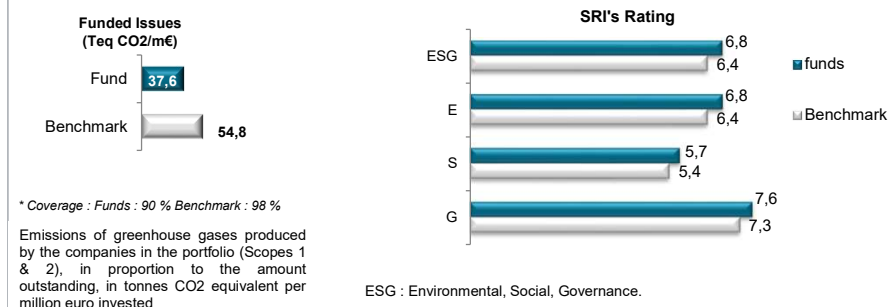


## United Nations SDG<sup>(1)</sup> Portfolio Exposure



<sup>(1)</sup> The sum of SDGs can be greater than 100%, all value contribute to one or more SDGs.

## SRI Indicator



<sup>(2)</sup> SDG : Sustainable Development Goals

<sup>(3)</sup> SRI : Socially Responsible Investment

## Extra-financial analysis of a portfolio value

Stock : Tomra

Solutions and equipment for recycling plastic, glass and metal packaging

Positive economy theme: Preservation of natural resources – Circular economy

1) Social engagement :

Proportion of business aligned with Sustainable Development Goals: 70%

Raison d'être: "Transforming the way we obtain, use and reuse the planet's resources to create a waste-free world."

Intention level: Advanced

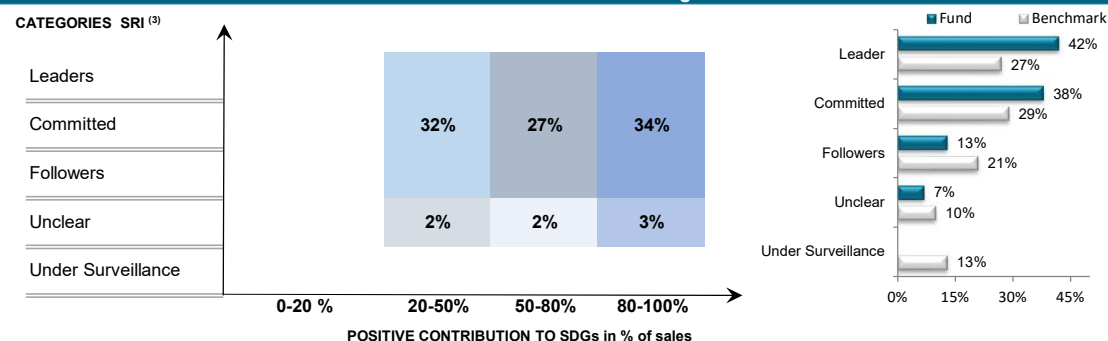
Challenges: Less than 10% of plastic used worldwide was recycled in 2019, while global plastic waste is expected to almost triple by 2060 (OECD, 2022)

SDG	Impact
12 RESPONSIBLE CONSUMPTION AND PRODUCTION	➤ 12.5 Significantly reduce waste production by 2030 through prevention, reduction, recycling and reuse
11 SUSTAINABLE CITIES AND COMMUNITIES	➤ 11.6 By 2030, reduce the adverse per capita environmental impact of cities, including by paying special attention to air quality, municipal and other waste management
	➤ 12,400,000 million tonnes of materials were sorted from waste flows, 2,400,000 tonnes of which were collected via returnable materials, for recycling at global level in 2022.
	➤ 1,700,000 metric tonnes of CO2 emissions avoided thanks to returnable materials and sorting machines installed in 2022.

2) Corporate social responsibility :

Tomra is among those European companies that are committed in their response to ESG issues.

## Contribution to SDGs<sup>(2)</sup> and categories SRI



This is a non-contractual document provided for information only. This document is intended solely for unitholders or shareholders in the Fund. The information contained in this document is of no contractual value. Only the Fund's full prospectus and latest financial statements shall be deemed legally binding. Past performance is no guarantee of future performance and is not constant over time. Stated performance includes all fees with the exception of subscription and redemption fees. Investors in this fund are exposed to risks associated with changes in the value of units or shares in the Fund arising from market fluctuations. As such, the value of an investment may rise or fall, and investors may consequently lose some or all of their initial investment. This document is provided for information purposes only and is not intended to be either legally binding or contractual in nature. The investor acknowledges having received a copy of the prospectus filed with the AMF prior to investing. In spite of the care taken in preparing this document, the management company cannot guarantee that the information it contains is accurate, complete and up to date. The company may not be held liable for any losses incurred by investors who base their investment decisions solely on this document. The information in this document may not be reproduced in full or in part without the prior consent of its author. All requests for further information about the Fund should be directed to Ofi Invest Asset Management, 22 rue Vernier, 75017 Paris, France.

CONTACT • Sales Department • 01 40 68 17 17 • [contact.clients.am@ofi-invest.com](mailto:contact.clients.am@ofi-invest.com)

Ofi Invest Asset Management • A portfolio management company authorised by the AMF under number GP 92-12 • Intracommunity VAT no.: FR 51384940342 • Principal activity (APE) code 6630Z • 22 rue Vernier 75017 Paris • Tel.: + 33 (0)1 40 68 17 17 • Fax: + 33 (0)1 40 68 17 18 • [www.ofi-invest-am.com](http://www.ofi-invest-am.com)